KINROSS CHARTER TOWNSHIP
REGULAR MEETING
November 2 2026
7:00PM

CALL TO ORDER
APPROVAL OF AGENDA-November 2

APPROVAL OF THE MINUTES- October 19

CONSENT AGENDA
- PAY BILLS
- REPORTS/CORRESPONDANCE
- Planning Commission Meeting Minutes
- Cash Flow
- Financial Reports

SUPERVISOR REPORT

PUBLIC COMMENT (Limited to 3 minutes per person)

UNFINISHED BUSINESS
- MDARD Grant
- Neighborhood Watch

NEW BUSINESS
- Fire Department- Hire Kevin Hall
- Dpw- Laborer- Hire Heidi Lewis
- ATC Easment

PUBLIC COMMENT (Limited to 3 minutes per person)

Guest(s)

BOARD MEMBER COMMENTS

ADJOURNMENT(Time)

KINROSS CHARTER TOWNSHIP
REGULAR MEETING

October 19, 2026 **4884 W. Curtis St.**

MEMBERS PRESENT
Mark Rice, Supervisor
Loretta Robinson, Clerk
Cierra MacDonald, Treasurer
Sarah Pierson, Trustee
Rob Mills, Trustee
Matthew Besteman, Trustee

MEMBERS ABSENT
Caleb Rader, Trustee

Also, Denise Frasure, Jarrod Norris, Kathy Noel, Arthur Brood and 2 others were present.

Supervisor Rice called the meeting to order at 7:00 PM and led the Pledge of Allegiance.

#1 MOVED: by Loretta Robinson second by Cierra MacDonald to accept the October 19 agenda. Motion carried.

#2 MOVED: by Sarah Pierson second by Cierra MacDonald to accept the October 5 Regular meeting minutes. Motion carried.

#3 MOVED: by Rob Mills second by Matt Besteman to accept the consent agenda. Motion carried. The consent agenda is accepted as follows: Air Force Base Remedial Investigation, Sault Tribe 2% and pay the bills.

General Fund	11,711.58
Fire Fund	543.00
Police Fund	6,380.42
Recreation Center Fund	4,311.99
Ambulance Fund	111.35
Property Management Fund	1,688.23
Parks Fund	255.25
Fairgrounds Fund	2,095.14
Golf Course Fund	9,071.25
Sewer Fund	26,665.91
Water	10,232.11

Ck#61273-61418 Grand Total $73,066.10 Motion carried.

SUPERVISOR'S REPORT

- Last meeting Bill mentioned that there were 2 electrical meters off of the Cedar Grove/M80 sign. One of the meters is for a pump house and the other one is not being used. I had that one shut off; we will be looking at solar lights for the sign.
- Fall Fest seemed to be very successful. There were around 200 people and several vendors.
- The next meeting, I will have some information from ATC. They are the company putting in the light posts for Cloverland.
- The campgrounds are officially closed. RV West was pretty full for the most of the year. I will get with Mike Hoolsema to see what we have made and potentially look into new electrical for the upcoming years. Paula Moody and her husband are not coming back next year, so we will be posting for a few camp host.
- Spectrum has been taking a while for our services. I am working with a regional manager and we do have phones now. Hopefully soon we will be back up and running and no longer having issues with the phone or accessing voicemails.

PUBLIC COMMENT

Attached is the quarterly report from Soils and Structures for the Grand Stand Project. We will be looking into a meeting to get the publics input on what they would like to see done.

Neighborhood watch's next meeting will be on the 22nd at 7:00 p.m. The original coordinator has stepped down. Douglas Oxford nominated Linda Schmalz to be the next coordinator.

#4 MOVED: by Mark Rice, second by Matt Besteman, to accept Nick Cicco's resignation. Motion carried.

#5 MOVED: by Mark Rice, second by Loretta Robinson, to pay NEMSA the shortfall amount of $56,446.00. Motion carried.

#6 MOVED: by Mark Rice, second by Rob Mills to accept the Rec Center Floor quote from Carpet Mar not to exceed $18,000. Motion carried.

#7 MOVED: by Mark Rice, second by Cierra MacDonald, to accept the Timber Sale Agreement. Motion carried.

#8 MOVED: by Sarah Pierson second by Matt Besteman to accept the Data Center Moritorium Ordinance. Roll call was made with six (6) yes votes and one (1) no vote. Motion carried.

#9 MOVED: by Mark Rice second by Loretta Robinson to approve The Land Division Ordinance. Roll call was made with six (6) Yes votes and one (1) absent. Motion carried.

#10 MOVED: by Loretta Robinson second by Rob Mills to hire Jarrod Norris as Zoning Administrator. Motion carried.

PUBLIC COMMENT

- Is there liability for people using the race track? If someone is using the track and wrecks? People have been using it lately.

BOARD MEMBER COMMENTS

- If people are racing on the race track, the cops need to be called. It is not permitted unless given approval.
- There are only 2 signed up for trunk or treating so far. If you are available, please come.
- Early voting is starting on Saturday.

Meeting adjourned at 7:24 PM.

_____ _____

Loretta Robinson, Clerk Mark Rice, Supervisor

PLANNING COMMISSION
REGULAR MEETING
Minutes

October 12, 2026

4884 W. Curtis St.

MEMBERS PRESENT:
Arthur Brood
Carolyn Hall
Barbara Hampton
Kathy Noel
Judy Wright

MEMBERS ABSENT:
Nate Berry
John Kane
Cierra MacDonald

PUBLIC IN ATTENDANCE:
Jessica Mowery, Twp Assessor
Chris Olson, Chippewa Co. EDC

Arthur called the meeting to order at 6:30 P.M.

Barb made the motion to approve the agenda. Kathy supported. Motion carried.

Kathy made the motion to approve the September 14th minutes. Judy supported. Motion carried.

CHAIRMAN'S COMMENTS:

Arthur thanked the subcommittee for interviewing applicants for the Zoning Administrator's position.

PUBLIC COMMENTS: None

PUBLIC HEARING: Planning Commission Chairman Arthur Brood opened the Public Hearing, at 6:32 PM, on Ordinance 1.143 to Establish a Temporary Moratorium on Data Centers, and to Adopt an Amendment to the Zoning Ordinance (#1.100) to Allow for Temporary Moratoriums.

Chris Olson, President, Chippewa County EDC commended the Commission for its action in protecting the community. Mr. Olson then briefed the group on some things he has learned, regarding the three primary concerns about data centers:

- Water usage - technology exists whereby data centers recycle water, reducing usage levels;
- Electric usage – In some communities infrastructure improvements are required to provide enough power to serve a data center's needs. Kinross is fortunate, as there would be no need for service upgrades.
- Noise – Data Centers need to be located far from residential areas.

Mr. Olson suggested an informational, question and answer session be arranged to include: a potential data center developer, the Planning Commission and the Kinross Charter Township Board. The Commissioners accepted this suggestion – the **Data Center Information Session was set for: JANUARY 11, 2027 @ 6:30 pm.**

There being no further comments, Chairman Arthur Brood declared the Public Hearing closed at 6:57 PM.

MOTION made by Judy to approve Ordinance 1.143. Barb in support. Motion carried; Ordinance 1.143 will now be sent to the Township Board for consideration at its meeting on October 19, 2026.

PUBLIC HEARING: Planning Commission Chairman Arthur Brood opened the Public Hearing, at 6:58 PM, on Ordinance #21-A, to amend Section VI.A.5 of the Land Division Ordinance #21.

Jessica Mowery, Township Assessor, advised the group that the proposed Ordinance #21-A is in line with changes to State Law regarding Land Division. Ordinance #21-A will allow properties within Windermere Condominiums to be subdivided without having to go through the numerous steps, time and funds encountered through the Township's Subdivision Control Ordinance (#20). Ms. Mowery explained that the Windermere owners have paid a significant amount of money already for: dissolving the Condo Association, legal and surveying.

There being no further comments, Chairman Arthur Brood declared the Public Hearing closed at 7:03 PM.

MOTION made by Carolyn to approve Ordinance 21-A. Barb in support. Motion carried; Ordinance 21-A will now be sent to the Township Board for consideration at its meeting on October 19, 2026.

NEW BUSINESS:
The subcommittee's recommendation to hire Jerid Norris as the Township Zoning Administrator will be sent to the Kinross Charter Township Board, for consideration at its meeting of October 19, 2026.

OLD BUSINESS:
The Commissioners continued review of Water & Sewer Ordinance, combined #1.131.

ADJOURNMENT: There being no further business before the Commission, Chairman Brood declared the meeting adjourned at 7:46 P.M.

KINROSS CHARTER TOWNSHIP
KINROSS DISTRICT POLICE BOARD
REGULAR MEETING

October 26, 2026 4884 W, Curtis Street

MEMBERS PRESENT

Gus Ortiz
Mike Brown

Dee Frasure
Rod Weisinger

MEMBERS ABSENT

Gary Grabendike

Also Present: Chief Joe Micolo,

Mike Brown called the meeting to order at 1830 PM.

MOVED: Mike Brown read the minutes of the 9/28/26 meeting.

MOVED: by Gus Ortiz, second by Rod Weisinger, to accept the minutes of the September 29 meeting as read. Motion carried.

MOVED: by Rod Weisinger, second by Gus Ortiz to pay the bills in the amount of $330.62. Upon a roll call vote, all members present voted, "Aye". Motion declared carried.

PUBLIC COMMENT:

None..

DISCUSSION:

None.

MOVED: Police Board set the next six month meeting schedule as follows. November 30 2026, December 28, 2026, January 25 2027, February 22, 2027, March 29, 2027, April 26, 2027.

MOVED: by Dee Frasure second by Rod Weisinger to adjourn the meeting at 1855 hours, motion carried.

Minutes taken by_____

Kinross District Police Department
P.O. Box 5123, 4884 W. Curtis Drive
Kincheloe, MI 49788
(906) 495-5889

ACTIVITY REPORT FOR THE MONTH OF SEPTEMBER 2026

TIME CATEGORY	September	YTD2026	YTD2025
Traffic Patrol	104	964	1027
Criminal Complaints	18	204	247
Non-Criminal Complaints	61	643	777
Court/Prosecutor's Office	0	27	36
Report Time	47	445	506
Administrative/Training Time	51	421	448
TOTAL HOURS	293	2736	3041
INCIDENT DATA			
Criminal Complaints (UCR)	10	108	124
Non-Criminal Complaints	35	323	366
Accidents Investigated	2	16	9
TOTAL COMPLAINTS	47	447	498
Property Inspections	98	788	760
Liquor Inspections	4	36	36
Motorist Assists	2	7	8
Subjects Investigated	34	349	394
Traffic Stops	19	189	182
Verbal Warnings	18	174	168
Traffic Citations	1	14	18
Criminal Arrests	2	27	21
Miles Driven	601	6144	5683

SUMMARY:

During the month of September our department investigated 10 criminal complaints, 35 noncriminal and 2 accident for a total of 47 complaints. Officers issued 1 citation and issued 19 verbal warnings. Officers made 1 criminal arrest in September.

Officers were dispatched to a local residence for a domestic dispute in progress. Officers spoke with a male who appeared to be intoxicated. A computer lein check indicated that the male was on probation and was prohibited from consuming alcohol. The male was later lodged in the county jail for violating his probation.

Officers made contact with a male subject at his residence who was wanted on a local warrant. The male was taken into custody and lodged in the county jail.

Officers assisted the ambulance 2 times, served 6 civil papers, investigated 3 larceny complaints, 9 domestic disputes, 1 destruction of property complaints, 1 assault complaints, 0 breaking and entering complaints, investigated 1 juvenile related complaints, assisted the county 2 times.

Respectfully submitted,

Chief Joe Micolo

From 06/01/2026 to 06/30/2026
ACCOUNTS: 001.000, 002.000, 002.005, 002.002, 002.001 (6 more)
FUNDS: 590, 591, 596, 101, 204 (11 more)

Account	Description	Beginning Balance 06/01/2026	Total Debits	Total Credits	Ending Balance 06/30/2026
Fund: 101	**GENERAL FUND**				
001.000	CASH-CHECKING	677,026.18	188,990.97	49,077.43	816,939.72
	GENERAL FUND	677,026.18	188,990.97	49,077.43	816,939.72
Fund: 204	**ROAD MAINT. AND REPAIR MILLAGE**				
001.000	CASH-CHECKING	466,199.73	8,109.83	0.00	474,309.56
	ROAD MAINT. AND REPAIR MILLAGE	466,199.73	8,109.83	0.00	474,309.56
Fund: 206	**FIRE FUND**				
001.000	CASH-CHECKING	137,024.87	355.43	2,766.14	134,614.16
002.000	CASH-SAVINGS FOR BUILDING	9,000.00	0.00	0.00	9,000.00
002.005	CASH-SAVINGS FOR EMS/FIRE BLDG	15,000.00	0.00	0.00	15,000.00
002.007	CASH-SAV FOR EQUIPMENT	3,500.00	0.00	0.00	3,500.00
	FIRE FUND	164,524.87	355.43	2,766.14	162,114.16
Fund: 207	**POLICE FUND**				
001.000	CASH-CHECKING	487,420.43	37,536.63	19,146.49	505,810.57
002.000	CASH-SAVINGS FOR BUILDING	3,461.00	0.00	0.00	3,461.00
	POLICE FUND	490,881.43	37,536.63	19,146.49	509,271.57
Fund: 208	**RECREATION FUND**				
001.000	CASH-CHECKING	222,954.69	31,580.08	14,697.77	239,837.00
002.000	CASH-SAVINGS FOR BUILDING	18,082.02	0.00	0.00	18,082.02
	RECREATION FUND	241,036.71	31,580.08	14,697.77	257,919.02
Fund: 210	**AMBULANCE FUND**				
001.000	CASH-CHECKING	268,167.64	30,527.94	537.50	298,158.08
	AMBULANCE FUND	268,167.64	30,527.94	537.50	298,158.08
Fund: 247	**PROPERTY MANAGEMENT FD**				
001.000	CASH-CHECKING	100,488.10	13,227.07	12,215.45	101,499.72
002.000	CASH-SAVINGS FOR BUILDING	13,245.00	4,415.00	0.00	17,660.00
002.005	CASH-SAVINGS FOR EMS/FIRE BLDG	10,000.00	0.00	0.00	10,000.00
	PROPERTY MANAGEMENT FD	123,733.10	17,642.07	12,215.45	129,159.72
Fund: 301	**2026 CAPITAL IMPR BOND DEBT SERVICE FUND**				
001.000	CASH-CHECKING	1.54	25.29	0.00	26.83
	2026 CAPITAL IMPR BOND DEBT SERVICE FUN	1.54	25.29	0.00	26.83
Fund: 401	**2026 CAPITAL IMPR BOND CONSTRUCTION FUND**				
001.000	CASH-CHECKING	1,370.90	205,000.00	205,000.00	1,370.90
	2026 CAPITAL IMPR BOND CONSTRUCTION FUN	1,370.90	205,000.00	205,000.00	1,370.90
Fund: 445	**PUBLIC IMPROVEMENT FUND**				
001.000	CASH-CHECKING	4,534.24	0.00	0.00	4,534.24
	PUBLIC IMPROVEMENT FUND	4,534.24	0.00	0.00	4,534.24
Fund: 508	**PARKS FUND**				
001.000	CASH-CHECKING	81,682.64	15,958.71	6,639.08	91,002.27
	PARKS FUND	81,682.64	15,958.71	6,639.08	91,002.27
Fund: 510	**KINROSS FAIRGROUNDS FUND**				
001.000	CASH-CHECKING	1,199,216.71	10,095.62	7,566.16	1,201,746.17
	KINROSS FAIRGROUNDS FUND	1,199,216.71	10,095.62	7,566.16	1,201,746.17
Fund: 584	**GOLF COURSE FUND**				
001.000	CASH-CHECKING	209,530.98	59,862.38	76,789.68	192,603.68
	GOLF COURSE FUND	209,530.98	59,862.38	76,789.68	192,603.68
Fund: 590	**SEWER FUND**				
001.000	CASH-CHECKING	1,267,957.03	503,394.85	357,396.73	1,413,955.15
002.000	CASH-SAVINGS FOR BUILDING	86,393.00	0.00	0.00	86,393.00
002.001	CASH-OPERATION & MAINT	155,000.00	0.00	155,000.00	0.00
002.002	CASH-SAVINGS FOR IMPROVEMENTS	82,835.19	0.00	69,966.00	12,869.19
002.003	CASH-SAV FOR TRACTOR	18,000.00	0.00	18,000.00	0.00
	SEWER FUND	1,610,185.22	503,394.85	600,362.73	1,513,217.34
Fund: 591	**WATER FUND**				
001.000	CASH-CHECKING	271,310.64	74,172.05	50,876.03	294,606.66
002.002	CASH-SAVINGS FOR IMPROVEMENTS	11,900.18	0.00	9,774.00	2,126.18
002.003	CASH-SAV FOR TRACTOR	7,043.20	0.00	0.00	7,043.20
002.010	CASH-SAV FOR PAINTING WATER TOWERS	58,445.00	0.00	0.00	58,445.00
	WATER FUND	348,699.02	74,172.05	60,650.03	362,221.04
Fund: 596	**RUBBISH COLLECTION FUND**				
001.000	CASH-CHECKING	53,713.04	21,736.46	33,533.66	41,915.84
	RUBBISH COLLECTION FUND	53,713.04	21,736.46	33,533.66	41,915.84
	REPORT TOTALS:	5,940,503.95	1,204,988.31	1,088,982.12	6,056,510.14

GL Number	Description	YTD Balance 06/30/2026 Normal (Abnormal)
Fund: 401 2026 CAPITAL IMPR BOND CONSTRUCTION FUND		
***** Assets *****		
401-000-001.000	CASH-CHECKING	1,370.90
401-000-002.075	CASH-BOND CONSTRUCTION	1,136,159.46
Total Assets		1,137,530.36
***** Liabilities *****		
401-000-202.000	ACCOUNTS PAYABLE	0.00
Total Liabilities		0.00
***** Fund Equity *****		
401-000-375.000	FUND BALANCE-RESTRICTED	0.00
Total Fund Equity		0.00
Total Fund 401:		
TOTAL ASSETS		1,137,530.36
BEG. FUND BALANCE - 25-26		0.00
+ NET OF REVENUES/EXPENDITURES - 25-26		1,994,485.07
+ NET OF REVENUES & EXPENDITURES		(856,954.71)
= ENDING FUND BALANCE		1,137,530.36
+ LIABILITIES		0.00
= TOTAL LIABILITIES AND FUND BALANCE		1,137,530.36

BUDGET STATUS REPORT FOR KINROSS CHARTER TOWNSHIP

Balance As Of 06/30/2026

GL Number	Description	End Balance 03/31/2026	26-27 Amended Budget	Activity For 06/30/2026 Incr (Decr)	YTD Balance 06/30/2026 Norm (Abnorm)	Available Balance 06/30/2026 Norm (Abnorm)	% Bdgt Remain
Fund: 401 2026 CAPITAL IMPR BOND CONSTRUCTION FUND							
Account Category: Revenues							
Department: 000 NON-DEPARTMMENTAL							
401-000-665.000	INTEREST-CHECKING	2,093.14	5,000.00	4,100.29	4,100.29	899.71	17.99
401-000-696.000	PROCEEDS FROM BOND SALE	2,200,000.00	2,200,000.00	0.00	0.00	2,200,000.00	100.00
	Total Dept 000 - NON-DEPARTMMENTAL	2,202,093.14	2,205,000.00	4,100.29	4,100.29	2,200,899.71	99.81
	Revenues	2,202,093.14	2,205,000.00	4,100.29	4,100.29	2,200,899.71	99.81
Account Category: Expenditures							
Department: 261 OTHER GENERAL SERVICES CONTROL							
401-261-801.000	CONTRACTUAL SERVICES	0.00	15,755.00	0.00	0.00	15,755.00	100.00
401-261-806.000	LEGAL FEES	7,168.07	16,500.00	0.00	0.00	16,500.00	100.00
401-261-863.000	MISC. CHARGES	440.00	990.00	0.00	0.00	990.00	100.00
	Total Dept 261 - OTHER GENERAL SERVICES CONTROL	7,608.07	33,245.00	0.00	0.00	33,245.00	100.00
Department: 901 CAPITAL OUTLAY CONTROL							
401-901-975.000	CAP OUTLAY-BLDG IMPROVE.	200,000.00	2,171,755.00	205,000.00	861,055.00	1,310,700.00	60.35
	Total Dept 901 - CAPITAL OUTLAY CONTROL	200,000.00	2,171,755.00	205,000.00	861,055.00	1,310,700.00	60.35
	Expenditures	207,608.07	2,205,000.00	205,000.00	861,055.00	1,343,945.00	60.95
Fund 401 - 2026 CAPITAL IMPR BOND CONSTRUCTION FUND:							
TOTAL REVENUES		2,202,093.14	2,205,000.00	4,100.29	4,100.29	2,200,899.71	99.81
TOTAL EXPENDITURES		207,608.07	2,205,000.00	205,000.00	861,055.00	1,343,945.00	60.95
NET OF REVENUES & EXPENDITURES:		1,994,485.07	0.00	(200,899.71)	(856,954.71)	856,954.71	

BALANCE SHEET REPORT FOR KINROSS CHARTER TOWNSHIP

Balance As Of 06/30/2026

GL Number	Description	YTD Balance 06/30/2026 Normal (Abnormal)
Fund: 445 PUBLIC IMPROVEMENT FUND		
***** Assets *****		
445-000-001.000	CASH-CHECKING	4,534.24
445-000-056.000	INTEREST RECEIVABLE	0.00
Total Assets		4,534.24
***** Liabilities *****		
445-000-202.000	ACCOUNTS PAYABLE	0.00
Total Liabilities		0.00
***** Fund Equity *****		
445-000-375.000	FUND BALANCE-RESTRICTED	4,471.77
Total Fund Equity		4,471.77
Total Fund 445:		
TOTAL ASSETS		4,534.24
BEG. FUND BALANCE - 25-26		4,471.77
+ NET OF REVENUES/EXPENDITURES - 25-26		62.47
+ NET OF REVENUES & EXPENDITURES		0.00
= ENDING FUND BALANCE		4,534.24
+ LIABILITIES		0.00
= TOTAL LIABILITIES AND FUND BALANCE		4,534.24

BUDGET STATUS REPORT FOR KINROSS CHARTER TOWNSHIP

Balance As Of 06/30/2026

GL Number	Description	End Balance 03/31/2026	26-27 Amended Budget	Activity For 06/30/2026 Incr (Decr)	YTD Balance 06/30/2026 Norm (Abnorm)	Available Balance 06/30/2026 Norm (Abnorm)	% Bdgt Remain
Fund: 445 PUBLIC IMPROVEMENT FUND							
Account Category: Revenues							
Department: 000 NON-DEPARTMMENTAL							
445-000-665.000	INTEREST-CHECKING	44.58	100.00	0.00	0.00	100.00	100.00
445-000-669.000	INVESTMENT GAINS & LOSSES	17.89	0.00	0.00	0.00	0.00	100.00
445-000-699.101	TRANSFER IN-GENERAL FD	0.00	0.00	0.00	0.00	0.00	100.00
445-000-699.247	TRANSFER IN-PROPERTY MNG	0.00	0.00	0.00	0.00	0.00	100.00
445-000-699.950	RETAINED EARNINGS	0.00	4,500.00	0.00	0.00	4,500.00	100.00
Total Dept 000 - NON-DEPARTMMENTAL		62.47	4,600.00	0.00	0.00	4,600.00	100.00
Revenues		62.47	4,600.00	0.00	0.00	4,600.00	100.00
Account Category: Expenditures							
Department: 265 TOWNSHIP HALL & GROUNDS CONTRO							
445-265-930.000	BUILDING MAINT/REPAIR	0.00	0.00	0.00	0.00	0.00	100.00
Total Dept 265 - TOWNSHIP HALL & GROUNDS CONTRO		0.00	0.00	0.00	0.00	0.00	100.00
Department: 901 CAPITAL OUTLAY CONTROL							
445-901-974.000	CAP OUTLAY-LAND IMPROVEMENT	0.00	0.00	0.00	0.00	0.00	100.00
445-901-975.000	CAP OUTLAY-BLDG IMPROVE.	0.00	0.00	0.00	0.00	0.00	100.00
Total Dept 901 - CAPITAL OUTLAY CONTROL		0.00	0.00	0.00	0.00	0.00	100.00
Department: 966 TRANSFERS OUT							
445-966-995.101	TRANSFER OUT-GENERAL FD	0.00	0.00	0.00	0.00	0.00	100.00
445-966-995.210	TRANSFER OUT-AMBULANCE FD	0.00	0.00	0.00	0.00	0.00	100.00
445-966-995.508	TRANSFER OUT-PARKS FUND	0.00	0.00	0.00	0.00	0.00	100.00
445-966-995.510	TRANSFER OUT-FAIRGROUNDS FUND	0.00	4,600.00	0.00	0.00	4,600.00	100.00
Total Dept 966 - TRANSFERS OUT		0.00	4,600.00	0.00	0.00	4,600.00	100.00
Expenditures		0.00	4,600.00	0.00	0.00	4,600.00	100.00
Fund 445 - PUBLIC IMPROVEMENT FUND:							
TOTAL REVENUES		62.47	4,600.00	0.00	0.00	4,600.00	100.00
TOTAL EXPENDITURES		0.00	4,600.00	0.00	0.00	4,600.00	100.00
NET OF REVENUES & EXPENDITURES:		62.47	0.00	0.00	0.00	0.00	

GL Number	Description	YTD Balance 06/30/2026 Normal (Abnormal)
Fund: 508 PARKS FUND		
***** Assets *****		
508-000-001.000	CASH-CHECKING	91,002.27
508-000-004.000	PETTY CASH-RV EAST	0.00
508-000-056.000	INTEREST RECEIVABLE	1,552.17
508-000-123.000	PREPAID EXPENSES-MISC	318.17
508-000-130.000	LAND	12,400.00
508-000-132.000	LAND IMPROVEMENTS	82,888.38
508-000-133.000	ACCUM DEPR-LAND IMPROVEMENTS	(82,888.38)
508-000-136.000	BUILDINGS, BLDG IMPROVEMENTS	64,076.95
508-000-137.000	ACCUM DEPR-BUILDINGS	(43,204.73)
508-000-158.000	CONSTRUCTION IN PROGRESS	0.00
Total Assets		126,144.83
***** Liabilities *****		
508-000-202.000	ACCOUNTS PAYABLE	0.00
508-000-228.001	DUE TO FED GOVT-FICA TAXES	0.00
508-000-228.002	STATE WITHHOLDING	0.00
508-000-229.000	DUE TO FED GOVT-FICA TAXES	0.00
508-000-229.001	FEDERAL WITHHOLDING	0.00
508-000-231.001	OTHER PAYROLL DEDUCTION	0.00
508-000-257.000	PAYROLL PAYABLE	0.00
508-000-339.000	UNEARNED REVENUES	(630.00)
Total Liabilities		(630.00)
***** Fund Equity *****		
508-000-395.000	RETAINED EARNINGS	82,284.69
Total Fund Equity		82,284.69
Total Fund 508:		
TOTAL ASSETS		126,144.83
BEG. FUND BALANCE - 25-26		82,284.69
+ NET OF REVENUES/EXPENDITURES - 25-26		27,794.53
+ NET OF REVENUES & EXPENDITURES		16,695.61
= ENDING FUND BALANCE		126,774.83
+ LIABILITIES		(630.00)
= TOTAL LIABILITIES AND FUND BALANCE		126,144.83

GL Number	Description	End Balance 03/31/2026	26-27 Amended Budget	Activity For 06/30/2026 Incr (Decr)	YTD Balance 06/30/2026 Norm (Abnorm)	Available Balance 06/30/2026 Norm (Abnorm)	% Bdgt Remain
Fund: 508 PARKS FUND							
Account Category: Revenues							
Department: 000 NON-DEPARTMMENTAL							
508-000-647.000	SALES-MISC	0.00	0.00	0.00	0.00	0.00	100.00
508-000-665.000	INTEREST-CHECKING	1,996.16	1,600.00	161.71	245.86	1,354.14	84.63
508-000-667.002	CAMPING FEES-RV EAST	80,907.09	70,000.00	15,151.14	30,616.40	39,383.60	56.26
508-000-669.000	INVESTMENT GAINS & LOSSES	315.72	0.00	0.00	0.00	0.00	100.00
508-000-674.000	DONATIONS	0.00	0.00	0.00	0.00	0.00	100.00
508-000-676.000	REIMBURSEMENTS-MISC	0.00	0.00	0.00	0.00	0.00	100.00
508-000-699.208	TRANSFER IN-RECREATION FD	0.00	0.00	0.00	0.00	0.00	100.00
508-000-699.445	TRANSFER IN-PUBLIC IMPROVEMENT FD	0.00	0.00	0.00	0.00	0.00	100.00
508-000-699.950	RETAINED EARNINGS	0.00	39,188.00	0.00	0.00	39,188.00	100.00
Total Dept 000 - NON-DEPARTMMENTAL		83,218.97	110,788.00	15,312.85	30,862.26	79,925.74	72.14
Revenues		83,218.97	110,788.00	15,312.85	30,862.26	79,925.74	72.14
Account Category: Expenditures							
Department: 000 NON-DEPARTMMENTAL							
508-000-711.000	FICA TAXES	0.00	0.00	0.00	0.00	0.00	100.00
Total Dept 000 - NON-DEPARTMMENTAL		0.00	0.00	0.00	0.00	0.00	100.00
Department: 757 RV EAST							
508-757-702.002	WAGES-OTHER	4,742.11	5,500.00	890.16	3,737.41	1,762.59	32.05
508-757-704.003	WAGES-MOWING	811.00	2,100.00	124.00	158.00	1,942.00	92.48
508-757-711.000	FICA TAXES	407.63	582.00	77.15	293.93	288.07	49.50
508-757-719.000	FRINGE REIMBURSEMENT	1,005.98	1,375.00	0.00	0.00	1,375.00	100.00
508-757-732.000	INSURANCE-WORKERS COMP	286.28	707.00	0.00	26.33	680.67	96.28
508-757-756.000	SUPPLIES-SMALL EQUIPMENT	196.41	600.00	12.99	2,183.79	(1,583.79)	(263.97)
508-757-758.000	SUPPLIES-GASOLINE	101.98	310.00	46.00	46.00	264.00	85.16
508-757-763.000	SUPPLIES-CUSTODIAL	151.85	564.00	0.00	0.00	564.00	100.00
508-757-799.000	SUPPLIES-MISC	984.93	360.00	0.00	0.00	360.00	100.00
508-757-801.000	CONTRACTUAL SERVICES	342.50	384.00	0.00	300.00	84.00	21.88
508-757-801.001	MANAGEMENT FEE	14,150.00	12,600.00	2,248.79	2,248.79	10,351.21	82.15
508-757-801.002	INTERNET SERV-CAMPSPOT	0.00	0.00	0.00	0.00	0.00	100.00
508-757-805.000	AUDIT FEES	165.88	175.00	0.00	0.00	175.00	100.00
508-757-811.000	BANK CHARGES	169.90	1,200.00	209.72	344.21	855.79	71.32
508-757-850.000	TELEPHONE	1,121.96	500.00	123.18	369.68	130.32	26.06
508-757-852.000	INTERNET/WIFI SERVICE	1,210.00	5,200.00	110.00	330.00	4,870.00	93.65
508-757-856.000	CAMERAS-ANNUAL CONTRACT	0.00	4,700.00	0.00	0.00	4,700.00	100.00
508-757-902.000	ADVERTISING	0.00	1,000.00	0.00	0.00	1,000.00	100.00
508-757-918.000	WATER	3,478.98	2,100.00	146.73	146.73	1,953.27	93.01
508-757-920.000	ELECTRICITY	14,754.30	9,000.00	687.89	848.13	8,151.87	90.58
508-757-921.000	NATURAL GAS	819.56	840.00	77.70	77.70	762.30	90.75
508-757-930.000	M/R-BLDG & GROUNDS	1,358.06	7,000.00	225.00	1,631.45	5,368.55	76.69
508-757-931.000	MAINT/REPAIR-EQUIPMENT	40.81	400.00	0.00	0.00	400.00	100.00
508-757-935.000	INSURANCE-BLD &LIABILITY	265.42	650.00	0.00	0.00	650.00	100.00
508-757-941.000	CONTINGENCY	0.00	0.00	0.00	0.00	0.00	100.00
508-757-955.000	MISC CHARGES	650.91	500.00	0.00	48.00	452.00	90.40
Total Dept 757 - RV EAST		47,216.45	58,347.00	4,979.31	12,790.15	45,556.85	78.08
Department: 758 RV WEST							
508-758-743.000	SUPPLIES-CUSTODIAL	0.00	0.00	0.00	0.00	0.00	100.00

GL Number	Description	End Balance 03/31/2026	26-27 Amended Budget	Activity For 06/30/2026 Incr (Decr)	YTD Balance 06/30/2026 Norm (Abnorm)	Available Balance 06/30/2026 Norm (Abnorm)	% Bdgt Remain
Fund: 508 PARKS FUND							
Account Category: Expenditures							
Department: 758 RV WEST							
508-758-751.000	SUPPLIES-MISC	0.00	0.00	0.00	0.00	0.00	100.00
508-758-930.000	MAINT/REPAIR-BUILDING	0.00	0.00	0.00	0.00	0.00	100.00
Total Dept 758 - RV WEST		0.00	0.00	0.00	0.00	0.00	100.00
Department: 759 DUKE'S LAKE							
508-759-702.002	WAGES-OTHER	2,508.20	4,800.00	158.00	260.00	4,540.00	94.58
508-759-711.000	FICA TAXES	203.68	368.00	12.08	19.88	348.12	94.60
508-759-719.000	FRINGE REIMBURSEMENT	0.00	1,200.00	0.00	0.00	1,200.00	100.00
508-759-732.000	INSURANCE-WORKERS COMP	54.84	168.00	0.00	0.00	168.00	100.00
508-759-751.000	SUPPLIES-MISC	85.13	480.00	31.04	31.04	448.96	93.53
508-759-758.000	SUPPLIES-GASOLINE	232.72	105.00	0.00	0.00	105.00	100.00
508-759-763.000	SUPPLIES-CUSTODIAL	0.00	120.00	0.00	0.00	120.00	100.00
508-759-815.000	WASTE COLLECTION	802.26	1,300.00	254.71	254.71	1,045.29	80.41
508-759-930.000	M/R-BLDGS & GROUNDS	3,380.88	6,000.00	0.00	0.00	6,000.00	100.00
508-759-940.000	RENTALS-EQUIPMENT	0.00	1,000.00	0.00	0.00	1,000.00	100.00
508-759-955.000	MISC CHARGES	200.00	200.00	0.00	0.00	200.00	100.00
Total Dept 759 - DUKE'S LAKE		7,467.71	15,741.00	455.83	565.63	15,175.37	96.41
Department: 772 PARKS OTHER							
508-772-968.000	DEPRECIATION	740.28	0.00	0.00	0.00	0.00	100.00
Total Dept 772 - PARKS OTHER		740.28	0.00	0.00	0.00	0.00	100.00
Department: 804 MUSEUM							
508-804-921.000	UTILITIES:ELEC/GAS	0.00	2,500.00	136.84	389.63	2,110.37	84.41
508-804-930.000	M/R-BLDG & GROUNDS	0.00	2,500.00	421.24	421.24	2,078.76	83.15
Total Dept 804 - MUSEUM		0.00	5,000.00	558.08	810.87	4,189.13	83.78
Department: 901 CAPITAL OUTLAY CONTROL							
508-901-974.000	CAP OUTLAY-LAND IMPROVEMENT	0.00	0.00	0.00	0.00	0.00	100.00
508-901-975.000	CAP OUTLAY-BLDG IMPROVE.	0.00	0.00	0.00	0.00	0.00	100.00
508-901-975.005	CAP OUTLAY-BLDG-DUKE LAKE	0.00	19,000.00	0.00	0.00	19,000.00	100.00
508-901-977.000	CAP OUTLAY-EQUIP-RV EAST	0.00	0.00	0.00	0.00	0.00	100.00
Total Dept 901 - CAPITAL OUTLAY CONTROL		0.00	19,000.00	0.00	0.00	19,000.00	100.00
Department: 966 TRANSFERS OUT							
508-966-995.101	TRANSFER OUT-GENERAL FD	0.00	0.00	0.00	0.00	0.00	100.00
508-966-995.208	TRANSFER OUT-RECREATION FD	0.00	12,700.00	0.00	0.00	12,700.00	100.00
508-966-995.510	TRANSFER OUT-FAIRGROUNDS FUND	0.00	0.00	0.00	0.00	0.00	100.00
Total Dept 966 - TRANSFERS OUT		0.00	12,700.00	0.00	0.00	12,700.00	100.00
Expenditures		55,424.44	110,788.00	5,993.22	14,166.65	96,621.35	87.21
Fund 508 - PARKS FUND:							
TOTAL REVENUES		83,218.97	110,788.00	15,312.85	30,862.26	79,925.74	72.14
TOTAL EXPENDITURES		55,424.44	110,788.00	5,993.22	14,166.65	96,621.35	87.21
NET OF REVENUES & EXPENDITURES:		27,794.53	0.00	9,319.63	16,695.61	(16,695.61)	

BALANCE SHEET REPORT FOR KINROSS CHARTER TOWNSHIP

Balance As Of 06/30/2026

GL Number	Description	YTD Balance 06/30/2026 Normal (Abnormal)
Fund: 510 KINROSS FAIRGROUNDS FUND		
***** Assets *****		
510-000-001.000	CASH-CHECKING	1,201,746.17
510-000-002.000	CASH-SAVINGS	0.00
510-000-004.000	PETTY CASH-R. V. WEST	0.00
510-000-035.000	ACCOUNTS RECEIVABLE	0.00
510-000-056.000	INTEREST RECEIVABLE	0.00
510-000-084.247	DUE FROM PROPERTY MNG FUND	636.33
510-000-123.000	PREPAID EXPENSES-MISC	3,092.00
510-000-123.885	PREPAID LIABILITY INSURANCE	139,500.00
510-000-130.000	LAND	337,521.30
510-000-132.000	LAND IMPROVEMENTS	(315,451.04)
510-000-133.000	ACCUM DEPR-LAND IMPROVEMENTS	597,789.22
510-000-136.000	BUILDINGS, BLDG IMPROVEMENTS	(535,198.01)
510-000-137.000	ACCUM DEPR-BUILDINGS	86,218.56
510-000-144.000	EQUIPMENT	(78,825.80)
510-000-145.000	ACCUM DEPR-EQUIPMENT	2,160.00
510-000-158.000	CONSTRUCTION IN PROGRESS	1,439,188.73
Total Assets		
***** Liabilities *****		
510-000-202.000	ACCOUNTS PAYABLE	0.00
510-000-214.101	DUE TO GENERAL FUND	0.00
510-000-228.001	DUE TO FED GOVT-FICA TAXES	0.00
510-000-228.002	STATE WITHHOLDING	0.00
510-000-229.001	FEDERAL WITHHOLDING	0.00
510-000-231.001	OTHER PAYROLL DEDUCTION	0.00
510-000-255.000	CUSTOMER SECURITY DEPOSITS	1,170.00
510-000-257.000	PAYROLL PAYABLE	0.00
510-000-283.000	PERFORMANCE DEPOSITS PAYABLE	0.00
510-000-339.000	UNEARNED REVENUES	(497.25)
510-000-360.000	DEFERRED INFLOWS-UNEARNED RENT	0.00
Total Liabilities		672.75
***** Fund Equity *****		
510-000-390.000	FUND BALANCE-UNASSIGNED	(0.01)
510-000-395.000	RETAINED EARNINGS	306,858.60
Total Fund Equity		306,858.59
Total Fund 510:		
TOTAL ASSETS		1,439,188.73
BEG. FUND BALANCE - 25-26		306,858.59
+ NET OF REVENUES/EXPENDITURES - 25-26		1,139,582.02
+ NET OF REVENUES & EXPENDITURES		(7,924.63)
= ENDING FUND BALANCE		1,438,515.98
+ LIABILITIES		672.75
= TOTAL LIABILITIES AND FUND BALANCE		1,439,188.73

GL Number	Description	End Balance 03/31/2026	26-27 Amended Budget	Activity For 06/30/2026 Incr (Decr)	YTD Balance 06/30/2026 Norm (Abnorm)	Available Balance 06/30/2026 Norm (Abnorm)	% Bdgt Remain
Fund: 510 KINROSS FAIRGROUNDS FUND							
Account Category: Revenues							
Department: 000 NON-DEPARTMMENTAL							
510-000-643.000	SALES	0.00	0.00	0.00	0.00	0.00	100.00
510-000-665.000	INTEREST-CHECKING	21,931.36	300.00	2,532.57	3,861.72	(3,561.72)	(1,187.24)
510-000-667.000	RENTAL/4H BUILDING	670.00	0.00	0.00	0.00	0.00	100.00
510-000-667.001	RENTAL/STORAGE	15,697.80	15,000.00	0.00	0.00	15,000.00	100.00
510-000-667.004	RENTAL/CAMPING	16,318.00	14,000.00	7,138.05	11,248.55	2,751.45	19.65
510-000-667.005	RENTAL/GROUNDS	6,612.50	5,000.00	425.00	1,275.00	3,725.00	74.50
510-000-669.000	INVESTMENT GAINS & LOSSES	2,337.49	0.00	0.00	0.00	0.00	100.00
510-000-673.000	GAIN/(LOSS) ON ASSETS SOLD	(4,201.83)	0.00	0.00	0.00	0.00	100.00
510-000-675.000	DONATIONS	0.00	0.00	0.00	0.00	0.00	100.00
510-000-676.000	REIMBURSEMENTS-MISC	1,151,165.35	4,500.00	0.00	0.00	4,500.00	100.00
510-000-676.002	REIM/FORFEIT SEC DEP	0.00	0.00	0.00	0.00	0.00	100.00
510-000-686.000	REFUNDS-REBATES	0.00	0.00	0.00	49.00	(49.00)	0.00
510-000-694.000	CASH OVER & SHORT	(10.20)	0.00	(2.20)	1.30	(1.30)	0.00
510-000-699.101	TRANSFER IN-GENERAL FD	65,525.00	67,950.00	0.00	0.00	67,950.00	100.00
510-000-699.245	TRANSFER IN-PUBLIC IMPR FD	0.00	0.00	0.00	0.00	0.00	100.00
510-000-699.247	TRANSFER IN-PROPERTY MNG	0.00	0.00	0.00	0.00	0.00	100.00
510-000-699.508	TRANSFER IN-PARKS FUND	0.00	0.00	0.00	0.00	0.00	100.00
510-000-699.950	RETAINED EARNINGS	0.00	1,138,230.00	0.00	0.00	1,138,230.00	100.00
Total Dept 000 - NON-DEPARTMMENTAL		1,276,045.47	1,244,980.00	10,093.42	16,435.57	1,228,544.43	98.68
Revenues		1,276,045.47	1,244,980.00	10,093.42	16,435.57	1,228,544.43	98.68
Account Category: Expenditures							
Department: 000 NON-DEPARTMMENTAL							
510-000-711.000	FICA TAXES	0.00	0.00	0.00	0.00	0.00	100.00
Total Dept 000 - NON-DEPARTMMENTAL		0.00	0.00	0.00	0.00	0.00	100.00
Department: 753 R.V. WEST CAMPGROUND							
510-753-703.000	WAGES-OTHER	1,770.50	2,000.00	313.50	347.50	1,652.50	82.63
510-753-711.000	FICA TAXES	156.25	160.00	23.98	26.58	133.42	83.39
510-753-719.000	FRINGE REIMBURSEMENT	0.00	200.00	0.00	0.00	200.00	100.00
510-753-740.000	SUPPLIES-SMALL EQUIPMENT	1,690.48	1,000.00	0.00	2,170.90	(1,170.90)	(117.09)
510-753-743.000	SUPPLIES-CUSTODIAL	164.16	500.00	39.29	39.29	460.71	92.14
510-753-751.000	SUPPLIES-MISCELLANEOUS	511.75	500.00	61.00	61.00	439.00	87.80
510-753-801.001	MANAGEMENT FEE	2,305.44	3,000.00	374.00	374.00	2,626.00	87.53
510-753-801.005	CAMPGROUND MAINT SERVICES	0.00	0.00	0.00	0.00	0.00	100.00
510-753-811.000	BANK CHARGES	169.90	0.00	67.66	174.22	(174.22)	0.00
510-753-815.000	WASTE COLLECTION	0.00	0.00	0.00	0.00	0.00	100.00
510-753-825.000	INSURANCE-BLDG, LIABILITY	265.42	400.00	0.00	0.00	400.00	100.00
510-753-825.002	INSURANCE-WORKERS COMP	125.21	100.00	0.00	13.17	86.83	86.83
510-753-855.000	INTERNET/WIFI SERVICE	0.00	0.00	0.00	0.00	0.00	100.00
510-753-902.000	ADVERTISING	0.00	0.00	0.00	0.00	0.00	100.00
510-753-930.000	MAINT/REPAIR-BUILDING	561.31	1,500.00	43.77	43.77	1,456.23	97.08
510-753-932.000	MAINT/REPAIR-EQUIPMENT	0.00	200.00	0.00	0.00	200.00	100.00
510-753-933.000	MAINT/REPAIR-GROUNDS	513.65	500.00	293.70	948.01	(448.01)	(89.60)
510-753-963.000	MISC CHARGES	772.00	1,000.00	0.00	0.00	1,000.00	100.00
Total Dept 753 - R.V. WEST CAMPGROUND		9,006.07	11,060.00	1,216.90	4,198.44	6,861.56	62.04
Department: 756 RECREATION							

GL Number	Description	End Balance 03/31/2026	26-27 Amended Budget	Activity For 06/30/2026 Incr (Decr)	YTD Balance 06/30/2026 Norm (Abnorm)	Available Balance 06/30/2026 Norm (Abnorm)	% Bdgt Remain
Fund: 510 KINROSS FAIRGROUNDS FUND							
Account Category: Expenditures							
Department: 756 RECREATION							
510-756-702.005	WAGES-CLERICAL	1,952.40	2,450.00	186.80	541.69	1,908.31	77.89
510-756-702.020	WAGES-CUSTODIAN	0.00	0.00	0.00	0.00	0.00	100.00
510-756-703.000	WAGES-OTHER WORKERS	23,164.66	25,000.00	1,302.24	6,954.32	18,045.68	72.18
510-756-703.002	WAGES-MOWING	7,588.50	9,000.00	976.00	976.00	8,024.00	89.16
510-756-711.000	FICA TAXES	2,444.39	2,600.00	187.95	638.50	1,961.50	75.44
510-756-712.000	UNEMPLOYMENT	0.00	0.00	0.00	0.00	0.00	100.00
510-756-719.000	FRINGE REIMBURSEMENT	5,122.05	4,200.00	0.00	0.00	4,200.00	100.00
510-756-727.000	SUPPLIES/CLERICAL	110.48	150.00	124.00	124.00	26.00	17.33
510-756-740.000	SUPPLIES/SMALL EQUIP, TOOLS	1,532.59	1,000.00	0.00	0.00	1,000.00	100.00
510-756-741.000	SUPPLIES/GASOLINE	1,129.45	2,000.00	391.50	391.50	1,608.50	80.43
510-756-743.000	SUPPLIES/CUSTODIAL	118.41	600.00	0.00	36.54	563.46	93.91
510-756-751.000	SUPPLIES/MISC	81.47	500.00	0.00	0.00	500.00	100.00
510-756-754.000	SUPPLIES/MEDICAL	0.00	0.00	0.00	0.00	0.00	100.00
510-756-770.000	SUPPLIES-SIGNS	7.55	1,000.00	31.04	31.04	968.96	96.90
510-756-781.000	MAINT/REPAIR-BUILDINGS	2,298.87	3,000.00	0.00	0.00	3,000.00	100.00
510-756-782.000	MAINT/REPAIR-BLDG INTERIOR	0.00	200.00	0.00	0.00	200.00	100.00
510-756-783.000	MAINT/REPAIR-EQUIPMENT	879.94	1,300.00	802.21	802.21	497.79	38.29
510-756-784.000	MAINT/REPAIR-GROUNDS	566.29	1,000.00	411.59	793.19	206.81	20.68
510-756-785.000	MAINT/REPAIR-WINTER	72.87	100.00	0.00	0.00	100.00	100.00
510-756-786.000	MAINT/REPAIR-ELECTRICAL	24.68	1,000.00	0.00	490.00	510.00	51.00
510-756-788.000	MAINT/REPAIR-WA/SE/PLUMBING	2,493.10	1,500.00	78.44	189.19	1,310.81	87.39
510-756-801.000	CONTRACTUAL SERVICES	36,882.50	10,000.00	0.00	4,800.00	5,200.00	52.00
510-756-803.000	AUDIT FEES	267.88	280.00	0.00	0.00	280.00	100.00
510-756-806.000	LEGAL FEES	675.00	2,000.00	0.00	0.00	2,000.00	100.00
510-756-808.000	WATER TESTING	506.50	500.00	93.50	93.50	406.50	81.30
510-756-815.000	WASTE COLLECTIONS	202.18	1,000.00	0.00	0.00	1,000.00	100.00
510-756-838.000	BAD DEBTS	0.00	0.00	0.00	0.00	0.00	100.00
510-756-840.000	WSSN LICENSE	545.13	600.00	0.00	0.00	600.00	100.00
510-756-855.000	INTERNET SERVICE	2,529.89	4,800.00	229.99	689.97	4,110.03	85.63
510-756-856.000	CAMERAS-ANNUAL CONTRACT	0.00	5,500.00	0.00	0.00	5,500.00	100.00
510-756-860.000	TRAVEL EXPENSES	0.00	0.00	0.00	0.00	0.00	100.00
510-756-863.000	MISC CHARGES	1,336.58	1,000.00	0.00	0.00	1,000.00	100.00
510-756-864.000	REFUNDS/REIMBURSEMENTS	0.00	0.00	0.00	0.00	0.00	100.00
510-756-885.000	INSURANCE-BLDGS & LIABILITY	7,323.08	12,650.00	0.00	0.00	12,650.00	100.00
510-756-886.000	INSURANCE-WORKERS COMP	642.91	1,200.00	0.00	59.25	1,140.75	95.06
510-756-902.000	ADVERTISING	0.00	0.00	0.00	0.00	0.00	100.00
510-756-921.000	ELECTRIC-GROUNDS	12,224.12	12,500.00	1,095.97	1,723.23	10,776.77	86.21
510-756-921.001	ELECTRIC-CAMPING	4,352.61	4,700.00	314.69	585.35	4,114.65	87.55
510-756-921.003	ELECTRIC-4H BLDG, DORMS	409.85	1,400.00	0.00	0.00	1,400.00	100.00
510-756-923.000	NATURAL GAS-4H BUILDING	146.80	0.00	0.00	0.00	0.00	100.00
510-756-923.001	NATURAL GAS-DORMS, DUNBAR	1,402.19	1,500.00	121.14	242.28	1,257.72	83.85
510-756-926.000	TELEPHONE	0.00	460.00	0.00	0.00	460.00	100.00
510-756-943.000	RENTALS-EQUIPMENT	666.96	10,000.00	0.00	0.00	10,000.00	100.00
510-756-948.000	RENTALS-PORTABLE TOILETS	0.00	0.00	0.00	0.00	0.00	100.00
510-756-968.000	DEPRECIATION	7,755.50	0.00	0.00	0.00	0.00	100.00
Total Dept 756 - RECREATION		127,457.38	126,690.00	6,347.06	20,161.76	106,528.24	84.09
Department: 901 CAPITAL OUTLAY CONTROL							

GL Number	Description	End Balance 03/31/2026	26-27 Amended Budget	Activity For 06/30/2026 Incr (Decr)	YTD Balance 06/30/2026 Norm (Abnorm)	Available Balance 06/30/2026 Norm (Abnorm)	% Bdgt Remain
Fund: 510 KINROSS FAIRGROUNDS FUND							
Account Category: Expenditures							
Department: 901 CAPITAL OUTLAY CONTROL							
510-901-972.000	CAPITAL OUTLAY-WATER SYSTEM	0.00	0.00	0.00	0.00	0.00	100.00
510-901-974.000	CAP OUTLAY-LAND IMPROVEMENT	0.00	0.00	0.00	0.00	0.00	100.00
510-901-975.000	CAP OUTLAY-BLDG IMPROVE.	0.00	1,107,230.00	0.00	0.00	1,107,230.00	100.00
510-901-976.000	CAPITAL OUTLAY-EQUIPMENT	0.00	0.00	0.00	0.00	0.00	100.00
510-901-984.000	CAP OUTLAY-ELECTRICAL	0.00	0.00	0.00	0.00	0.00	100.00
Total Dept 901 - CAPITAL OUTLAY CONTROL		0.00	1,107,230.00	0.00	0.00	1,107,230.00	100.00
Department: 965 TRANSFER OUT CONTROL							
510-965-999.002	TR. OUT-4H HALL IMPROVEMENTS	0.00	0.00	0.00	0.00	0.00	100.00
510-965-999.890	TRANSFER CONTINGENT	0.00	0.00	0.00	0.00	0.00	100.00
Total Dept 965 - TRANSFER OUT CONTROL		0.00	0.00	0.00	0.00	0.00	100.00
Expenditures		136,463.45	1,244,980.00	7,563.96	24,360.20	1,220,619.80	98.04
Fund 510 - KINROSS FAIRGROUNDS FUND:							
TOTAL REVENUES		1,276,045.47	1,244,980.00	10,093.42	16,435.57	1,228,544.43	98.68
TOTAL EXPENDITURES		136,463.45	1,244,980.00	7,563.96	24,360.20	1,220,619.80	98.04
NET OF REVENUES & EXPENDITURES:		1,139,582.02	0.00	2,529.46	(7,924.63)	7,924.63	

GL Number	Description	YTD Balance 06/30/2026 Normal (Abnormal)
Fund: 584 GOLF COURSE FUND		
***** Assets *****		
584-000-001.000	CASH-CHECKING	192,603.68
584-000-001.010	CASH-RESERVED FOR TAXES	0.00
584-000-001.301	CASH-HNB-'04 CAP IMPR DEBT SERVICE	0.00
584-000-002.000	CASH-SAVINGS	0.00
584-000-004.000	PETTY CASH-PRO SHOP	1,000.00
584-000-035.000	ACCOUNTS RECEIVABLE	0.00
584-000-056.000	INTEREST RECEIVABLE	0.00
584-000-101.000	INVENTORY-CONCESSIONS	2,154.44
584-000-105.000	INVENTORY FOR RESALE	26,992.29
584-000-110.000	INVENTORY-SUPPLIES & MATERIALS	0.00
584-000-123.000	PREPAID EXPENSES-MISC	925.57
584-000-123.002	PREPAID PENSION	0.00
584-000-123.700	PREPAID EMPLOYEE BENEFITS	0.00
584-000-123.885	PREPAID LIABILITY INSURANCE	4,153.00
584-000-123.902	PREPAID ADVERTISING	0.00
584-000-130.000	LAND	310,000.00
584-000-132.000	LAND IMPROVEMENTS	1,243,738.76
584-000-133.000	ACCUM DEPR-LAND IMPROVEMENTS	(1,000,120.06)
584-000-136.000	BUILDINGS, BLDG IMPROVEMENTS	350,853.66
584-000-137.000	ACCUM DEPR-BUILDINGS	(276,185.54)
584-000-144.000	EQUIPMENT	822,699.47
584-000-145.000	ACCUM DEPR-EQUIPMENT	(694,631.81)
584-000-146.000	OFFICE EQUIPMENT & FURNITURE	11,020.77
584-000-147.000	ACCUM DEPR-OFFICE EQ & FURNITR	(6,085.08)
584-000-148.000	VEHICLES	0.00
584-000-149.000	ACCUM. DEPR-VEHICLES	0.00
584-000-152.000	WATER SYSTEMS	30,956.56
584-000-153.000	ACCUM. DEPR-WATER SYSTEMS	(22,682.03)
584-000-154.000	SEWER SYSTEM	41,984.00
584-000-155.000	ACCUM. DEPR-SEWER SYSTEM	(2,682.31)
584-000-158.000	CONSTRUCTION IN PROGRESS	0.00
Total Assets		1,036,695.37
***** Liabilities *****		
584-000-202.000	ACCOUNTS PAYABLE	9,130.37
584-000-214.101	DUE TO GENERAL FUND	0.00
584-000-214.247	DUE TO PROPERTY MANAGEMENT	0.00
584-000-228.001	DUE TO FED GOVT-FICA TAXES	11.71
584-000-228.002	STATE WITHHOLDING	0.00
584-000-228.023	DUE TO STATE-SALES TAX	460.66
584-000-229.001	FEDERAL WITHHOLDING	0.00
584-000-231.001	OTHER PAYROLL DEDUCTION	0.00
584-000-251.000	ACCRUED INTEREST PAYABLE	0.00
584-000-257.000	PAYROLL PAYABLE	0.00
584-000-277.000	UNEARNED INCOME	0.00
584-000-301.000	BONDS PAYABLE-2004 CAP IMPR	86,277.90
584-000-310.000	LEASE PAYABLE-GOLF CARTS (2025)	153.06
584-000-343.000	COMPENSATED ABSENCES	96,033.70
Total Liabilities		
***** Fund Equity *****		
584-000-395.000	RETAINED EARNINGS	926,665.85
Total Fund Equity		926,665.85
Total Fund 584:		
TOTAL ASSETS		1,036,695.37
BEG. FUND BALANCE - 25-26		926,665.85
+ NET OF REVENUES/EXPENDITURES - 25-26		(18,919.71)
+ NET OF REVENUES & EXPENDITURES		32,915.53
= ENDING FUND BALANCE		940,661.67
+ LIABILITIES		96,033.70
= TOTAL LIABILITIES AND FUND BALANCE		1,036,695.37

GL Number	Description	End Balance 03/31/2026	26-27 Amended Budget	Activity For 06/30/2026 Incr (Decr)	YTD Balance 06/30/2026 Norm (Abnorm)	Available Balance 06/30/2026 Norm (Abnorm)	% Bdgt Remain
Fund: 584 GOLF COURSE FUND							
Account Category: Revenues							
Department: 000 NON-DEPARTMMENTAL							
584-000-528.000	FEDERAL GRANTS-ARPA	0.00	0.00	0.00	0.00	0.00	100.00
584-000-600.001	DAILY GREENS FEES	139,752.96	150,000.00	24,474.14	50,085.24	99,914.76	66.61
584-000-600.002	RENTALS	92,817.17	95,000.00	20,195.43	38,722.24	56,277.76	59.24
584-000-600.003	DRIVING RANGE	9,923.51	11,000.00	1,879.41	3,824.04	7,175.96	65.24
584-000-600.004	ANNUAL GREENS/TRAIL/STORAGE FEES	36,353.95	48,000.00	2,866.00	36,439.83	11,560.17	24.08
584-000-600.005	ANNUAL CART LEASE	5,642.30	7,000.00	0.00	7,352.67	(352.67)	(5.04)
584-000-600.100	DISCOUNTS	0.00	0.00	0.00	0.00	0.00	100.00
584-000-601.001	PRESALES-DAILY GREENS FEES	1,200.00	0.00	0.00	0.00	0.00	100.00
584-000-601.002	PRESALES-STORAGE, TRAIL FEES	400.00	0.00	0.00	0.00	0.00	100.00
584-000-601.003	PRESALES-ANNUAL GREENS FEES	13,938.44	0.00	0.00	0.00	0.00	100.00
584-000-601.005	PRESALES-CART LEASE	500.00	0.00	0.00	0.00	0.00	100.00
584-000-601.007	PRESALES-DRIVING RANGE	0.00	0.00	0.00	0.00	0.00	100.00
584-000-644.000	SALES-FOOD CONCESSIONS	10,397.48	15,000.00	1,921.20	3,630.75	11,369.25	75.80
584-000-644.001	SALES-ALCOHOL	12,055.20	15,000.00	1,442.09	2,806.01	12,193.99	81.29
584-000-644.005	SALES-TAXABLE FOOD SALES	0.00	0.00	115.87	117.75	(117.75)	0.00
584-000-647.000	SALES-MISC	723.04	0.00	0.00	0.00	0.00	100.00
584-000-650.000	PRO SHOP MERCH SALES	41,881.05	45,000.00	6,120.17	9,719.00	35,281.00	78.40
584-000-665.000	INTEREST-CHECKING	4,060.69	2,700.00	403.83	576.09	2,123.91	78.66
584-000-665.001	INTEREST-OTHER ACCOUNTS	0.00	0.00	0.00	0.00	0.00	100.00
584-000-668.000	RENT-CLUBHOUSE	0.00	0.00	0.00	0.00	0.00	100.00
584-000-669.000	INVESTMENT GAINS & LOSSES	601.88	0.00	0.00	0.00	0.00	100.00
584-000-671.001	REVENUE/JR. LEAGUE	0.00	0.00	0.00	0.00	0.00	100.00
584-000-673.000	GAIN/(LOSS) ON ASSETS SOLD	0.00	0.00	0.00	0.00	0.00	100.00
584-000-675.000	DONATIONS	0.00	0.00	0.00	0.00	0.00	100.00
584-000-676.000	REIMBURSEMENTS-MISC	23.34	0.00	0.00	0.00	0.00	100.00
584-000-676.003	REIMBURSEMENT/NSF CHECKS	0.00	0.00	0.00	0.00	0.00	100.00
584-000-680.000	REIM-HEALTH INSURANCE	0.00	0.00	0.00	66.00	(66.00)	0.00
584-000-687.000	REFUNDS-REBATES	0.00	0.00	(9.83)	0.55	(0.55)	0.00
584-000-694.000	CASH OVER & SHORT	125.87	0.00	0.00	0.00	0.00	100.00
584-000-694.001	CANADIAN EXCHANGE	0.00	0.00	0.00	0.00	0.00	100.00
584-000-698.000	LEASE/BOND PROCEEDS	0.00	0.00	0.00	0.00	110,000.00	100.00
584-000-699.101	TRANSFER IN-GENERAL FD	114,185.00	110,000.00	0.00	0.00	0.00	100.00
584-000-699.247	TRANSFER IN-PROPERTY MNG	0.00	0.00	0.00	0.00	20,956.00	100.00
584-000-699.950	RETAINED EARNINGS	0.00	20,956.00	0.00	0.00		
	Total Dept 000 - NON-DEPARTMMENTAL	484,581.88	519,656.00	59,408.31	153,340.17	366,315.83	70.49
	Revenues	484,581.88	519,656.00	59,408.31	153,340.17	366,315.83	70.49
Account Category: Expenditures							
Department: 000 NON-DEPARTMMENTAL							
584-000-711.000	FICA TAXES	0.00	0.00	0.00	0.00	0.00	100.00
	Total Dept 000 - NON-DEPARTMMENTAL	0.00	0.00	0.00	0.00	0.00	100.00
Department: 774 GOLF COURSE DEPARTMENT							
584-774-702.000	WAGES-GREENS SUPERINTENDENT	27,227.09	60,000.00	4,602.74	13,362.95	46,637.05	77.73
584-774-703.001	WAGES-CLERICAL OTHER	6,622.34	8,450.00	646.61	1,883.40	6,566.60	77.71
584-774-703.003	WAGES-MAINTENANCE	109,587.88	67,184.00	8,995.78	20,567.26	46,616.74	69.39
584-774-703.004	WAGES-OTHER	3,718.45	2,000.00	76.11	1,018.14	981.86	49.09
584-774-703.006	WAGES-PRO SHOP WORKERS	34,537.60	36,138.00	6,753.00	10,300.13	25,837.87	71.50

GL Number	Description	End Balance 03/31/2026	26-27 Amended Budget	Activity For 06/30/2026 Incr (Decr)	YTD Balance 06/30/2026 Norm (Abnorm)	Available Balance 06/30/2026 Norm (Abnorm)	% Bdgt Remain
Fund: 584 GOLF COURSE FUND							
Account Category: Expenditures							
Department: 774 GOLF COURSE DEPARTMENT							
584-774-703.007	WAGES-CART WORKERS	0.00	7,000.00	0.00	0.00	7,000.00	100.00
584-774-703.008	WAGES-GOLF MANAGER	21,934.00	24,000.00	3,125.58	9,041.86	14,958.14	62.33
584-774-703.701	COMPENSATED ABSENCES ADJ	153.06	0.00	0.00	0.00	0.00	100.00
584-774-707.002	PMT IN LIEU OF HEALTH INSURANCE	0.00	0.00	0.00	0.00	0.00	100.00
584-774-708.001	PMT IN LIEU OF HEALTH INS	0.00	0.00	0.00	0.00	0.00	100.00
584-774-710.000	PENSION PLAN	0.00	0.00	0.00	0.00	0.00	100.00
584-774-711.000	FICA TAXES	15,582.27	15,665.00	1,851.15	4,294.90	11,370.10	72.58
584-774-712.000	UNEMPLOYMENT EXPENSE	15,077.00	15,000.00	0.00	0.00	15,000.00	100.00
584-774-714.000	LIFE INSURANCE	0.00	0.00	0.00	0.00	0.00	100.00
584-774-718.000	HEALTH INSURANCE	0.00	0.00	0.00	0.00	0.00	100.00
584-774-719.000	FRINGE REIMBURSEMENT	1,829.46	2,000.00	0.00	0.00	2,000.00	100.00
584-774-727.000	SUPPLIES/CLERICAL	613.34	600.00	231.11	231.11	368.89	61.48
584-774-740.000	SUPPLIES/SMALL EQUIPMENT,TOOLS	10,377.74	17,000.00	2,859.77	9,097.34	7,902.66	46.49
584-774-741.000	SUPPLIES/GASOLINE	9,649.72	11,000.00	2,697.97	2,697.97	8,302.03	75.47
584-774-742.000	SUPPLIES/GREASE,OIL,ETC.	1,353.72	1,000.00	0.00	517.52	482.48	48.25
584-774-743.000	SUPPLIES/CUSTODIAL	1,896.76	1,500.00	215.93	335.49	1,164.51	77.63
584-774-750.000	SUPPLIES/UNIFORMS	375.17	500.00	0.00	94.99	405.01	81.00
584-774-751.000	SUPPLIES/MISC	1,176.05	750.00	25.43	65.82	684.18	91.22
584-774-752.000	SUPP/PAINT & ACCESSORIES	424.51	250.00	0.00	29.94	220.06	88.02
584-774-752.002	SUPPLIES/SAFETY EQUIPMENT	33.99	250.00	0.00	15.47	234.53	93.81
584-774-753.000	SUPPLIES/SHOP INVENTORY	119.56	100.00	0.00	744.18	(644.18)	(644.18)
584-774-754.000	SUPPLIES/MEDICAL	0.00	0.00	0.00	0.00	0.00	100.00
584-774-756.000	SUPPLIES/GROUNDS	2,042.58	2,000.00	832.00	2,506.21	(506.21)	(25.31)
584-774-757.000	SUPPLIES/RENTAL SHOP	0.00	500.00	172.98	172.98	327.02	65.40
584-774-770.000	SUPPLIES-SIGNS	15.89	750.00	0.00	0.00	750.00	100.00
584-774-775.000	SUPPLIES-CONCESSIONS	301.14	714.00	114.14	114.14	599.86	84.01
584-774-781.000	MAINT/REPAIR-BUILDINGS	0.00	500.00	133.72	133.72	366.28	73.26
584-774-781.001	MAINT/REPAIR-HOUSE	562.77	500.00	0.00	0.00	500.00	100.00
584-774-782.000	M/R-BLDG.INTERIOR	618.62	7,000.00	0.00	0.00	7,000.00	100.00
584-774-783.000	MAINT/REPAIR-EQUIPMENT	19,125.96	20,000.00	1,414.81	1,573.99	18,426.01	92.13
584-774-783.001	MAINT/REPAIR-CARTS	1,047.89	2,000.00	823.54	1,196.83	803.17	40.16
584-774-784.000	MAINT/REPAIR-GROUNDS	26,075.00	28,500.00	22,210.38	22,210.38	6,289.62	22.07
584-774-785.000	MAINT/REPAIR-WINTERIZE	55.72	0.00	0.00	0.00	0.00	100.00
584-774-786.000	MAINT/REPAIR-ELECTRICAL	0.00	500.00	0.00	0.00	500.00	100.00
584-774-787.000	MAINT/REPAIR-VEHICLE	160.95	0.00	0.00	0.00	0.00	100.00
584-774-788.000	MAINT/REPAIR-IRRIGATION	12,141.42	15,000.00	373.83	398.83	14,601.17	97.34
584-774-788.001	M/R-WATER SYST HOUSE	0.00	0.00	0.00	0.00	0.00	100.00
584-774-789.000	MAINT/REPAIR-SEWER SYSTEM	3,956.55	0.00	0.00	0.00	0.00	100.00
584-774-790.000	MAINT/REPAIR-CLUBHOUSE	1,864.09	5,000.00	527.70	2,480.21	2,519.79	50.40
584-774-790.001	MAINT-CLUBHOUSE EQUIP	0.00	0.00	0.00	0.00	0.00	100.00
584-774-792.000	MAINT-SOFTWARE	1,325.43	0.00	0.00	0.00	0.00	100.00
584-774-801.000	CONTRACTUAL SERVICES	359.50	500.00	0.00	300.00	200.00	40.00
584-774-803.000	AUDIT FEES	790.25	1,000.00	0.00	0.00	1,000.00	100.00
584-774-806.000	LEGAL FEES	1,475.00	1,500.00	0.00	0.00	1,500.00	100.00
584-774-809.000	MEMBERSHIP/DUES/SUBSCRIP.	125.00	2,000.00	0.00	0.00	2,000.00	100.00
584-774-811.000	BANK CHARGES	6,045.30	8,500.00	1,522.43	3,077.64	5,422.36	63.79
584-774-815.000	WASTE COLLECTION	1,444.20	1,500.00	113.03	143.78	1,356.22	90.41
584-774-816.000	PHYSICALS/DRUG TESTS	842.62	500.00	175.00	175.00	325.00	65.00

GL Number	Description	End Balance 03/31/2026	26-27 Amended Budget	Activity For 06/30/2026 Incr (Decr)	YTD Balance 06/30/2026 Norm (Abnorm)	Available Balance 06/30/2026 Norm (Abnorm)	% Bdgt Remain
Fund: 584 GOLF COURSE FUND							
Account Category: Expenditures							
Department: 774 GOLF COURSE DEPARTMENT							
584-774-835.000	MEDICAL EXPENSES	0.00	0.00	0.00	0.00	0.00	100.00
584-774-855.000	INTERNET/WEBSITE/EMAIL SERVICE	1,596.97	5,650.00	100.00	300.00	5,350.00	94.69
584-774-856.000	CAMERAS-ANNUAL CONTRACT	0.00	7,560.00	0.00	0.00	7,560.00	100.00
584-774-860.000	TRAVEL EXPENSES	405.65	500.00	0.00	0.00	500.00	100.00
584-774-862.000	EDUCATION	0.00	1,500.00	0.00	0.00	1,500.00	100.00
584-774-863.000	MISC CHARGES	2,199.70	990.00	1,351.36	2,916.86	(1,926.86)	(194.63)
584-774-863.001	CABLE TV SERVICE	2,416.90	2,500.00	227.00	681.00	1,819.00	72.76
584-774-864.000	REFUNDS-REIMBURSEMENTS	100.00	0.00	0.00	0.00	0.00	100.00
584-774-866.000	PROPERTY TAXES	0.00	0.00	0.00	0.00	0.00	100.00
584-774-881.000	AWARDS-DINNERS	64.76	0.00	0.00	0.00	0.00	100.00
584-774-885.000	INSURANCE-BLDGS & LIABILITY	10,696.83	16,700.00	0.00	0.00	16,700.00	100.00
584-774-886.000	INSURANCE-WORKERS COMP	1,925.67	4,095.00	0.00	184.34	3,910.66	95.50
584-774-902.000	ADVERTISING	1,600.00	2,500.00	0.00	0.00	2,500.00	100.00
584-774-903.000	PRINTING CHARGES	160.00	500.00	0.00	0.00	500.00	100.00
584-774-921.000	ELEC-GROUNDS	2,074.52	1,800.00	384.65	899.78	900.22	50.01
584-774-921.001	ELEC-PUMP HOUSE	16,149.02	17,500.00	1,572.14	1,624.38	15,875.62	90.72
584-774-921.002	ELEC-CARETAKER'S HOUSE	566.37	500.00	55.74	106.55	393.45	78.69
584-774-921.003	ELEC-MAINTENANCE BLDG	1,561.17	1,500.00	136.61	274.93	1,225.07	81.67
584-774-923.000	HEAT-CLUBHOUSE	460.02	500.00	68.68	112.53	387.47	77.49
584-774-923.002	HEAT-MAINTENANCE BLDG	366.74	500.00	0.00	624.24	(124.24)	(24.85)
584-774-924.000	WATER CHARGES	2,322.45	2,000.00	155.37	439.17	1,560.83	78.04
584-774-926.000	PHONE-CLUBHOUSE	560.98	230.00	287.47	410.72	(180.72)	(78.57)
584-774-926.001	PHONE-5312 GARAGE	560.98	230.00	61.59	184.84	45.16	19.63
584-774-943.000	RENTALS-EQUIPMENT	654.63	2,500.00	160.13	681.54	1,818.46	72.74
584-774-946.001	RENTALS-POSTAGE METER	11.32	50.00	0.00	0.00	50.00	100.00
584-774-962.000	COST OF GOODS SOLD-MERCHANDISE	26,585.30	35,000.00	0.00	0.00	35,000.00	100.00
584-774-962.001	COST OF GOODS SOLD-CONCESSION	6,960.33	4,000.00	0.00	0.00	4,000.00	100.00
584-774-962.003	COST OF GOODS SOLD-ALCOHOL	3,954.86	6,000.00	212.71	212.71	5,787.29	96.45
584-774-968.000	DEPRECIATION	69,421.80	0.00	0.00	0.00	0.00	100.00
	Total Dept 774 - GOLF COURSE DEPARTMENT	496,042.56	483,656.00	65,268.19	118,435.77	365,220.23	75.51
Department: 901 CAPITAL OUTLAY CONTROL							
584-901-972.000	CAP OUTLAY-WATER/SEWER SYSTEM	0.00	0.00	0.00	0.00	0.00	100.00
584-901-974.000	CAP OUTLAY-LAND IMPROVEMENT	0.00	0.00	0.00	0.00	0.00	100.00
584-901-975.000	CAP OUTLAY-BLDG IMPROVE.	0.00	0.00	0.00	0.00	0.00	100.00
584-901-976.000	CAPITAL OUTLAY-EQUIPMENT	0.00	0.00	0.00	0.00	0.00	100.00
584-901-976.001	CAP OUTLAY-EQUIP/CARTS	0.00	0.00	0.00	0.00	0.00	100.00
584-901-980.000	CAP OUTLAY-OFFICE EQUIP	0.00	0.00	0.00	0.00	0.00	100.00
584-901-981.000	CAPITAL OUTLAY-VEHICLES	0.00	0.00	0.00	0.00	0.00	100.00
	Total Dept 901 - CAPITAL OUTLAY CONTROL	0.00	0.00	0.00	0.00	0.00	100.00
Department: 906 DEBT SERVICE							
584-906-991.000	DEBT SERVICE-PRINCIPAL	0.00	30,000.00	0.00	0.00	30,000.00	100.00
584-906-995.000	DEBT SERVICE-INTEREST	7,459.03	6,000.00	653.52	1,988.87	4,011.13	66.85
	Total Dept 906 - DEBT SERVICE	7,459.03	36,000.00	653.52	1,988.87	34,011.13	94.48
Department: 965 TRANSFER OUT CONTROL							
584-965-999.002	TRANSFER OUT -EQUIP RESERVE	0.00	0.00	0.00	0.00	0.00	100.00
584-965-999.101	TRANSFER OUT-GENERAL FUND	0.00	0.00	0.00	0.00	0.00	100.00

GL Number	Description	End Balance 03/31/2026	26-27 Amended Budget	Activity For 06/30/2026 Incr (Decr)	YTD Balance 06/30/2026 Norm (Abnorm)	Available Balance 06/30/2026 Norm (Abnorm)	% Bdgt Remain
Fund: 584 GOLF COURSE FUND							
Account Category: Expenditures							
Department: 965 TRANSFER OUT CONTROL							
584-965-999.890	TRANSFER CONTINGENT	0.00	0.00	0.00	0.00	0.00	100.00
	Total Dept 965 - TRANSFER OUT CONTROL	0.00	0.00	0.00	0.00	0.00	100.00
	Expenditures	503,501.59	519,656.00	65,921.71	120,424.64	399,231.36	76.83
Fund 584 - GOLF COURSE FUND:							
TOTAL REVENUES		484,581.88	519,656.00	59,408.31	153,340.17	366,315.83	70.49
TOTAL EXPENDITURES		503,501.59	519,656.00	65,921.71	120,424.64	399,231.36	76.83
NET OF REVENUES & EXPENDITURES:		(18,919.71)	0.00	(6,513.40)	32,915.53	(32,915.53)	

GL Number	Description	YTD Balance 06/30/2026 Normal (Abnormal)
Fund: 590 SEWER FUND		
***** Assets *****		
590-000-001.000	CASH-CHECKING	1,413,955.15
590-000-001.001	SECURITY DEPOSIT ACCOUNT	6,905.00
590-000-002.000	CASH-UNALLOCATED CAPITAL OUTLAY	86,393.00
590-000-002.001	CASH-OPERATION & MAINTENANCE	0.00
590-000-002.002	CASH-SAV FOR EQUIP RESERVE	12,869.19
590-000-002.003	CASH-SAV FOR TRACTOR	0.00
590-000-002.017	SAW GRANT RECEIVING ACCOUNT	0.00
590-000-002.020	SRF CONSTRUCTION ACCOUNT	0.00
590-000-002.025	SRF 1 BOND RESERVE ACCT-SOO C.U.	348,000.00
590-000-002.040	SRF 1 BOND REDEMPTION-PRIN-SOO C.U.	66,250.00
590-000-002.041	SRF 1 BOND REDEMPTION-INT-SOO C.U.	25,244.66
590-000-002.042	SRF 2 BOND RESERVE ACCT-SOO C.U.	195,500.00
590-000-002.043	SRF 2 BOND REDEMPTION-PRIN-SOO C.U.	108,750.00
590-000-002.044	SRF 2 BOND REDEMPTION-INT-SOO C.U.	12,584.38
590-000-002.045	SRF 3 BOND RESERVE-SOO CO-OP C.U.	71,270.00
590-000-002.046	SRF 3 BOND REDEMPTION-PRIN-SOO COOP	29,093.25
590-000-002.047	SRF 3 BOND REDEMPTION-INT-SOO COOP	3,584.36
590-000-002.050	CASH-SAV FOR SEWAGE BACKUPS	0.00
590-000-004.000	CASH DRAWER	100.00
590-000-033.000	UTILITY BILLS RECEIVABLE	21,171.04
590-000-034.000	DELIN UTILITY BILLS/ON TAX ROLL	0.00
590-000-035.000	GENERAL ACCOUNTS RECEIVABLE	909.07
590-000-041.000	ALLOW. FOR UNCOLLECTIBLE ACCTS	0.00
590-000-056.000	INTEREST RECEIVABLE	0.00
590-000-078.000	DUE FROM STATE	0.00
590-000-084.703	DUE FROM TAX COLLECTION FUND	0.00
590-000-123.000	PREPAID EXPENSES-MISC	4,978.36
590-000-123.700	PREPAID EMPLOYEE BENEFITS	15,742.75
590-000-123.885	PREPAID LIABILITY INSURANCE	39,142.00
590-000-130.000	LAND	13,269.63
590-000-132.000	LAND IMPROVEMENTS	135,206.32
590-000-133.000	ACCUM DEPR-LAND IMPROVEMENTS	(131,142.63)
590-000-136.000	BUILDINGS, BLDG IMPROVEMENTS	6,069,488.34
590-000-137.000	ACCUM DEPR-BUILDINGS	(3,805,222.33)
590-000-144.000	EQUIPMENT	3,114,500.87
590-000-145.000	ACCUM DEPR-EQUIPMENT	(1,680,656.70)
590-000-146.000	OFFICE EQUIPMENT & FURNITURE	61,829.36
590-000-147.000	ACCUM DEPR-OFFICE EQ & FURNITR	(53,239.32)
590-000-148.000	VEHICLES	837,985.37
590-000-149.000	ACCUM. DEPR-VEHICLES	(692,477.20)
590-000-150.000	STATE PROJECTS	0.00
590-000-151.000	ACCUMULATED DEPR-STATE PROJECTS	0.00
590-000-154.000	SEWER SYSTEM	10,662,633.98
590-000-155.000	ACCUM. DEPR-SEWER SYSTEM	(4,163,730.22)
590-000-158.000	CONSTRUCTION IN PROGRESS	0.00
590-000-158.001	CONSTR IN PROGRESS-SRF SEGMENT 2	0.00
590-000-158.003	CONSTR IN PROGRESS-SRF SEGMENT 3	0.00
590-000-160.000	FOOD WASTE PLANT & EQUIP	3,914,979.67
590-000-161.000	ACCUMULATED DEPR-FOOD WASTE PL & EQ	(456,532.28)
Total Assets		16,289,335.07
***** Liabilities *****		
590-000-202.000	ACCOUNTS PAYABLE	982.92
590-000-211.000	CONTRACTS PAYABLE-RETAINAGE	0.00
590-000-214.101	DUE TO GENERAL FUND	0.00
590-000-214.591	DUE TO WATER FUND	0.00
590-000-228.001	DUE TO FED GOVT-FICA TAXES	6,985.61
590-000-228.002	STATE WITHHOLDING	0.00
590-000-229.001	FEDERAL WITHHOLDING	0.00
590-000-231.001	OTHER PAYROLL DEDUCTION	0.00
590-000-251.000	ACCRUED INTEREST PAYABLE	0.00
590-000-255.000	CUSTOMER SECURITY DEPOSITS	6,900.00
590-000-257.000	PAYROLL PAYABLE	0.00
590-000-260.000	COMPENSATED ABSENCES-CURRENT	20,490.13
590-000-300.000	BONDS PAYABLE-SRF SEG 1	3,288,311.50
590-000-301.000	BONDS PAYABLE-SRF SEG 2	2,013,501.00
590-000-302.000	BONDS PAYABLE-SRF SEG 3	716,872.00
590-000-343.000	COMPENSATED ABSENCES	73,440.65
590-000-360.000	DEFERRED INFLOWS	0.00

GL Number	Description	YTD Balance 06/30/2026 Normal (Abnormal)
Fund: 590 SEWER FUND		
*** Liabilities ***		6,127,483.81
Total Liabilities		
*** Fund Equity ***		(0.01)
590-000-390.000	FUND BALANCE	10,623,576.06
590-000-395.000	RETAINED EARNINGS	
Total Fund Equity		10,623,576.05
Total Fund 590:		16,289,335.07
TOTAL ASSETS		10,623,576.05
BEG. FUND BALANCE - 25-26		(499,644.95)
+ NET OF REVENUES/EXPENDITURES - 25-26		37,920.16
+ NET OF REVENUES & EXPENDITURES		10,161,851.26
= ENDING FUND BALANCE		6,127,483.81
+ LIABILITIES		16,289,335.07
= TOTAL LIABILITIES AND FUND BALANCE		

GL Number	Description	End Balance 03/31/2026	26-27 Amended Budget	Activity For 06/30/2026 Incr (Decr)	YTD Balance 06/30/2026 Norm (Abnorm)	Available Balance 06/30/2026 Norm (Abnorm)	% Bdgt Remain
Fund: 590 SEWER FUND							
Account Category: Revenues							
Department: 000 NON-DEPARTMMENTAL							
590-000-608.000	SEWER FEES	2,498,609.64	2,647,000.00	187,761.47	381,748.24	2,265,251.76	85.58
590-000-614.000	SURCHARGE	202,143.50	90,000.00	0.00	53,127.94	36,872.06	40.97
590-000-617.000	MISC.-OTHER	0.00	0.00	0.00	0.00	0.00	100.00
590-000-624.000	WASTE WATER ANALYSIS	1,875.00	1,000.00	375.00	375.00	625.00	62.50
590-000-647.000	SALES-MISC	11,063.28	0.00	0.00	0.00	0.00	100.00
590-000-656.000	ORDINANCE FINES	16,067.88	12,000.00	1,250.96	3,477.55	8,522.45	71.02
590-000-659.000	LIQUIDATED DAMAGES	0.00	0.00	0.00	0.00	0.00	100.00
590-000-665.000	INTEREST-CHECKING	40,408.47	21,000.00	7,255.77	12,162.59	8,837.41	42.08
590-000-669.000	INVESTMENT GAINS & LOSSES	0.00	0.00	0.00	0.00	0.00	100.00
590-000-673.000	GAIN/(LOSS) ON ASSETS SOLD	(745,675.69)	0.00	0.00	0.00	0.00	100.00
590-000-676.000	REIMBURSEMENTS-MISC	14,749.97	1,500.00	477.44	632.34	867.66	57.84
590-000-677.000	REIMBURSEMENT-GASOLINE	2,005.42	1,500.00	1,154.40	1,154.40	345.60	23.04
590-000-678.000	REIMBURSEMENT-EQUIP RENT	35,284.16	4,000.00	(85,806.98)	(83,083.11)	87,083.11	2,177.08
590-000-679.000	REIMBURSEMENT-BANK FEES	100.00	200.00	0.00	0.00	200.00	100.00
590-000-680.000	REIM-HEALTH INSURANCE	12,331.49	19,000.00	1,931.62	5,794.86	13,205.14	69.50
590-000-687.000	REFUNDS-REBATES	0.00	2,000.00	0.00	607.00	1,393.00	69.65
590-000-694.000	CASH OVER & SHORT	(0.33)	0.00	0.00	74.20	(74.20)	0.00
590-000-696.020	STATE REV FUND-SEG 3	0.00	0.00	0.00	0.00	0.00	100.00
590-000-699.000	USE OF CAP. IMPR. RESERVES	0.00	0.00	0.00	0.00	0.00	100.00
590-000-699.950	RETAINED EARNINGS	0.00	0.00	0.00	0.00	0.00	100.00
	Total Dept 000 - NON-DEPARTMMENTAL	2,088,962.79	2,799,200.00	114,399.68	376,071.01	2,423,128.99	86.57
	Revenues	2,088,962.79	2,799,200.00	114,399.68	376,071.01	2,423,128.99	86.57
Account Category: Expenditures							
Department: 000 NON-DEPARTMMENTAL							
590-000-711.000	FICA TAXES	0.00	0.00	0.00	0.00	0.00	100.00
	Total Dept 000 - NON-DEPARTMMENTAL	0.00	0.00	0.00	0.00	0.00	100.00
Department: 536 SEWER							
590-536-702.000	WAGES-SUPERINTENDENTS	86,847.51	97,850.00	8,496.93	24,985.65	72,864.35	74.47
590-536-702.001	WAGES-ASST SUPERINTENDENT	74,571.55	0.00	4,897.20	15,637.44	(15,637.44)	0.00
590-536-702.003	WAGES-OPERATORS	130,421.57	176,355.00	14,280.54	45,177.97	131,177.03	74.38
590-536-702.004	WAGES-MAINTENANCE	197,978.59	200,795.00	11,423.29	31,768.84	169,026.16	84.18
590-536-702.005	WAGES-CLERICAL	117,476.78	94,200.00	7,036.56	20,333.32	73,866.68	78.41
590-536-702.006	WAGES-UTILITY	63,201.30	59,380.00	1,847.44	7,127.88	52,252.12	88.00
590-536-702.009	WAGES-LABORER	30,538.00	34,130.00	2,405.70	6,180.57	27,949.43	81.89
590-536-702.010	WAGES-PART-TIME LABORER	584.20	4,397.00	57.70	140.64	4,256.36	96.80
590-536-702.015	WAGES-MECHANIC	100,833.35	106,709.00	8,177.49	21,289.64	85,419.36	80.05
590-536-702.025	WAGES-P/T SRF/GRANT ADMIN	0.00	0.00	0.00	0.00	0.00	100.00
590-536-703.701	COMPENSATED ABSENCES ADJ	(2,807.00)	0.00	0.00	0.00	0.00	100.00
590-536-707.002	PMT IN LIEU OF HEALTH INSURANCE	0.00	0.00	0.00	0.00	0.00	100.00
590-536-708.000	HEALTH INSURANCE	132,428.15	181,500.00	15,742.75	47,228.25	134,271.75	73.98
590-536-708.001	PMTS IN LIEU OF HEALTH INS	23,310.00	22,200.00	0.00	0.00	22,200.00	100.00
590-536-709.000	LIFE INSURANCE	2,267.31	2,425.00	110.60	273.89	2,151.11	88.71
590-536-710.000	PENSION	30,770.13	38,393.00	2,960.06	7,944.75	30,448.25	79.31
590-536-711.000	FICA TAXES	61,648.38	61,590.00	4,329.60	12,818.90	48,771.10	79.19
590-536-712.000	UNEMPLOYMENT	0.00	0.00	0.00	0.00	0.00	100.00
590-536-719.000	FRINGE REIMBURSEMENT	12,773.34	12,200.00	0.00	0.00	12,200.00	100.00

BUDGET STATUS REPORT FOR KINROSS CHARTER TOWNSHIP

Balance As Of 06/30/2026

GL Number	Description	End Balance 03/31/2026	26-27 Amended Budget	Activity For 06/30/2026 Incr (Decr)	YTD Balance 06/30/2026 Norm (Abnorm)	Available Balance 06/30/2026 Norm (Abnorm)	% Bdgt Remain
Fund: 590 SEWER FUND							
Account Category: Expenditures							
Department: 536 SEWER							
590-536-727.000	SUPPLIES-CLERICAL	2,411.44	1,500.00	59.74	345.25	1,154.75	76.98
590-536-727.001	SUPPLIES-COMPUTER	6,813.80	750.00	0.00	346.70	403.30	53.77
590-536-728.000	SUPPLIES-BOOKS,NEWSPAPERS	0.00	0.00	0.00	0.00	0.00	100.00
590-536-740.000	SUPPLIES-SMALL EQUIPMENT	8,591.54	7,500.00	26.48	11,070.31	(3,570.31)	(47.60)
590-536-741.000	SUPPLIES-GAS/DIESEL	21,566.54	25,000.00	2,434.95	5,382.44	19,617.56	78.47
590-536-742.000	SUPPLIES/GREASE,OIL,ETC.	2,234.02	4,000.00	0.00	138.62	3,861.38	96.53
590-536-743.000	SUPPLIES-CUSTODIAL	2,158.15	2,000.00	73.98	425.35	1,574.65	78.73
590-536-747.000	SUPPLIES-CHEMICALS	91,816.88	100,000.00	15,822.94	18,679.47	81,320.53	81.32
590-536-748.000	SUPPLIES-LAB	10,955.75	12,000.00	581.60	2,362.00	9,638.00	80.32
590-536-749.000	SUPPLIES-SAFETY EQUIPMENT	1,695.08	1,500.00	0.00	0.00	1,500.00	100.00
590-536-750.000	SUPPLIES-UNIFORMS	1,082.35	1,500.00	259.42	328.54	1,171.46	78.10
590-536-751.000	SUPPLIES-MISC	132.19	1,000.00	0.00	456.25	543.75	54.38
590-536-751.001	SUPPLIES-MISC/FOOD WASTE	0.00	0.00	0.00	0.00	0.00	100.00
590-536-753.000	SUPPLIES-SHOP INVENTORY	4,707.32	4,000.00	291.98	1,779.69	2,220.31	55.51
590-536-754.000	SUPPLIES-MEDICAL	95.93	100.00	0.00	8.62	91.38	91.38
590-536-771.000	SUPPLIES-WELDING	25.59	400.00	0.00	0.00	400.00	100.00
590-536-781.000	MAINT/REPAIR-BUILDING	1,081.15	4,500.00	95.92	100.68	4,399.32	97.76
590-536-782.000	MAINT/REPAIR-BLDG INTERIOR	6,192.31	1,500.00	0.00	178.64	1,321.36	88.09
590-536-783.000	MAINT/REPAIR-EQUIPMENT	10,187.16	15,000.00	766.39	870.46	14,129.54	94.20
590-536-783.001	MAINT/REPAIR-LAB EQUIP	562.32	1,000.00	600.00	600.00	400.00	40.00
590-536-783.002	MAINT/REPAIR-FIRE EXTINGUISHERS	1,066.00	1,000.00	0.00	1,156.00	(156.00)	(15.60)
590-536-783.003	MAINT/REPAIR-OFFICE EQUIP	430.44	500.00	0.00	12.50	487.50	97.50
590-536-783.006	M/R-ELEC/HEAT GENERATING EQUIP	0.00	0.00	0.00	0.00	0.00	100.00
590-536-784.000	MAINT/REPAIR-GROUNDS	1,459.97	2,500.00	0.00	0.00	2,500.00	100.00
590-536-786.000	MAINT/REPAIR-ELECTRICAL	3,109.25	3,000.00	559.38	559.38	2,440.62	81.35
590-536-787.000	MAINT/REPAIR-VEHICLE	19,758.24	15,000.00	227.73	2,585.28	12,414.72	82.76
590-536-789.000	MAINT/REPAIR-SEWER SYSTEM	70,068.42	80,000.00	161.50	5,351.91	74,648.09	93.31
590-536-791.000	MAINT/REPAIR-PROF. SERVICES	0.00	100.00	0.00	0.00	100.00	100.00
590-536-795.000	MAINT/REPAIR-MISC	98.45	2,000.00	0.00	0.00	2,000.00	100.00
590-536-801.000	CONTRACTUAL SERVICES	2,040.50	1,000.00	0.00	1,430.00	(430.00)	(43.00)
590-536-801.001	COMPUTER SUPPORT	11,907.09	7,000.00	0.00	0.00	7,000.00	100.00
590-536-802.000	SLUDGE REMOVAL	2,756.74	55,000.00	0.00	0.00	55,000.00	100.00
590-536-803.000	AUDIT FEES	4,526.13	4,800.00	0.00	0.00	4,800.00	100.00
590-536-806.000	LEGAL FEES	7,176.50	5,000.00	0.00	0.00	5,000.00	100.00
590-536-807.000	ENGINEERING FEES	0.00	0.00	0.00	0.00	0.00	100.00
590-536-809.000	MEMBERSHIP/DUES/SUBSCRIP.	385.00	400.00	352.50	352.50	47.50	11.88
590-536-810.000	REGISTRATIONS	168.30	400.00	0.00	0.00	400.00	100.00
590-536-811.000	BANK CHARGES	212.49	200.00	16.67	58.34	141.66	70.83
590-536-813.000	LAB ANALYSIS	16,709.54	20,000.00	1,000.00	2,624.91	17,375.09	86.88
590-536-814.000	MISS DIG CHARGES	793.27	700.00	0.00	0.00	700.00	100.00
590-536-815.000	WASTE COLLECTION	935.55	3,500.00	437.26	515.02	2,984.98	85.29
590-536-816.000	PHYSICALS/DRUG TESTS	1,398.64	1,000.00	205.00	205.00	795.00	79.50
590-536-817.000	VACCINES	0.00	200.00	0.00	0.00	200.00	100.00
590-536-818.000	DRY CLEANING/LAUNDRY	266.80	200.00	41.20	93.20	106.80	53.40
590-536-822.000	SLUDGE LAND APP FEE	0.00	3,000.00	0.00	0.00	3,000.00	100.00
590-536-824.000	NPDES FEE	3,000.00	8,500.00	0.00	0.00	8,500.00	100.00
590-536-828.000	SHIPPING/FREIGHT	1,501.35	1,500.00	119.83	248.57	1,251.43	83.43
590-536-835.000	MEDICAL EXPENSES	0.00	100.00	0.00	0.00	100.00	100.00

GL Number	Description	End Balance 03/31/2026	26-27 Amended Budget	Activity For 06/30/2026 Incr (Decr)	YTD Balance 06/30/2026 Norm (Abnorm)	Available Balance 06/30/2026 Norm (Abnorm)	% Bdgt Remain
Fund: 590 SEWER FUND							
Account Category: Expenditures							
Department: 536 SEWER							
590-536-838.000	BAD DEBTS	0.00	0.00	0.00	0.00	0.00	100.00
590-536-851.000	POSTAGE	3,272.16	3,000.00	139.02	416.60	2,583.40	86.11
590-536-855.000	INTERNET/EMAIL SERVICE	1,739.92	11,350.00	134.00	479.48	10,870.52	95.78
590-536-856.000	CAMERAS-ANNUAL CONTRACT	0.00	5,000.00	0.00	0.00	5,000.00	100.00
590-536-860.000	TRAVEL EXPENSES & MILEAGE	727.34	1,000.00	0.00	0.00	1,000.00	100.00
590-536-862.000	EDUCATION	1,551.85	1,500.00	0.00	490.00	1,010.00	67.33
590-536-863.000	MISC CHARGES	115.39	0.00	0.00	0.00	0.00	100.00
590-536-864.000	REFUNDS/REIMBURSEMENTS	0.00	0.00	0.00	0.00	0.00	100.00
590-536-864.001	REIM-SEWER BACKUPS	0.00	0.00	0.00	1,974.21	(1,974.21)	0.00
590-536-881.000	AWARDS-DINNERS	0.00	100.00	0.00	0.00	100.00	100.00
590-536-885.000	INSURANCE-BLDGS & LIABILITY	100,834.95	149,000.00	0.00	0.00	149,000.00	100.00
590-536-886.000	INSURANCE-WORKERS COMP	6,702.39	11,676.00	0.00	605.70	11,070.30	94.81
590-536-901.000	LEGAL NOTICES	0.00	200.00	0.00	0.00	200.00	100.00
590-536-902.000	ADVERTISING	0.00	300.00	0.00	0.00	300.00	100.00
590-536-903.000	PRINTING CHARGES	0.00	500.00	234.00	234.00	266.00	53.20
590-536-921.000	UTILITIES-ELECTRICITY	112,450.77	100,000.00	8,928.15	18,886.91	81,113.09	81.11
590-536-923.000	UTILITIES-HEAT	90,006.42	100,000.00	5,694.09	14,098.44	85,901.56	85.90
590-536-926.000	UTILITIES-TELEPHONE	3,482.89	1,600.00	444.35	1,086.20	513.80	32.11
590-536-943.000	RENTALS-EQUIPMENT	3,048.90	3,000.00	156.18	391.30	2,608.70	86.96
590-536-950.000	RENTALS-UNIFORMS	1,608.16	3,000.00	139.84	314.64	2,685.36	89.51
590-536-968.000	DEPRECIATION	719,262.64	0.00	0.00	0.00	0.00	100.00
	Total Dept 536 - SEWER	2,429,725.13	1,883,200.00	121,769.96	338,150.85	1,545,049.15	82.04
Department: 901 CAPITAL OUTLAY CONTROL							
590-901-971.001	CAP OUTLAY-LAND IMPROVEMENTS	0.00	0.00	0.00	0.00	0.00	100.00
590-901-973.000	CAP OUTLAY-SEWER SYSTEM	0.00	200,000.00	0.00	0.00	200,000.00	100.00
590-901-975.000	CAP OUTLAY-BLDG IMPROVE.	0.00	0.00	0.00	0.00	0.00	100.00
590-901-976.000	CAPITAL OUTLAY-EQUIPMENT	0.00	0.00	0.00	0.00	0.00	100.00
590-901-976.001	CAP OUTLAY-LAB EQUIP	0.00	0.00	0.00	0.00	0.00	100.00
590-901-976.002	CAP OUTLAY-TRACTOR TRADEIN	0.00	6,000.00	0.00	0.00	6,000.00	100.00
590-901-980.000	CAP OUTLAY-OFFICE EQUIP	0.00	0.00	0.00	0.00	0.00	100.00
590-901-981.000	CAPITAL OUTLAY-VEHICLES	0.00	42,000.00	0.00	0.00	42,000.00	100.00
	Total Dept 901 - CAPITAL OUTLAY CONTROL	0.00	248,000.00	0.00	0.00	248,000.00	100.00
Department: 906 DEBT SERVICE							
590-906-991.000	DEBT SERVICE-PRINCIPAL	0.00	456,000.00	0.00	0.00	456,000.00	100.00
590-906-992.005	DEBT SERV-INT:INTERFUND LOAN	2,391.79	2,250.00	0.00	0.00	2,250.00	100.00
590-906-995.000	DEBT SERVICE-INTEREST	156,490.82	146,700.00	0.00	0.00	146,700.00	100.00
	Total Dept 906 - DEBT SERVICE	158,882.61	604,950.00	0.00	0.00	604,950.00	100.00
Department: 966 TRANSFERS OUT							
590-966-999.000	SET ASIDE-UNALLOC. RESERVES	0.00	0.00	0.00	0.00	0.00	100.00
590-966-999.001	BOND RES/WATR LOAN REPAY	0.00	0.00	0.00	0.00	0.00	100.00
590-966-999.890	TRANSFER CONTINGENT	0.00	0.00	0.00	0.00	0.00	100.00
	Total Dept 966 - TRANSFERS OUT	0.00	0.00	0.00	0.00	0.00	100.00
Department: 970 CAPITAL REPLACEMENT							
590-970-967.020	SET ASIDE FOR GENERATOR	0.00	63,050.00	0.00	0.00	63,050.00	100.00
	Total Dept 970 - CAPITAL REPLACEMENT	0.00	63,050.00	0.00	0.00	63,050.00	100.00

BUDGET STATUS REPORT FOR KINROSS CHARTER TOWNSHIP
Balance As Of 06/30/2026

GL Number	Description	End Balance 03/31/2026	26-27 Amended Budget	Activity For 06/30/2026 Incr (Decr)	YTD Balance 06/30/2026 Norm (Abnorm)	Available Balance 06/30/2026 Norm (Abnorm)	% Bdgt Remain
Fund: 590 SEWER FUND							
Account Category: Expenditures							
Expenditures		2,588,607.74	2,799;200.00	121,769.96	338,150.85	2,461,049.15	87.92
Fund 590 - SEWER FUND:							
TOTAL REVENUES		2,088,962.79	2,799,200.00	114,399.68	376,071.01	2,423,128.99	86.57
TOTAL EXPENDITURES		2,588,607.74	2,799,200.00	121,769.96	338,150.85	2,461,049.15	87.92
NET OF REVENUES & EXPENDITURES:		(499,644.95)	0.00	(7,370.28)	37,920.16	(37,920.16)	

GL Number	Description	YTD Balance 06/30/2026 Normal (Abnormal)
Fund: 591 WATER FUND		
***** Assets *****		
591-000-001.000	CASH-CHECKING	294,606.66
591-000-002.000	CASH-UNALLOCATED GENERAL RESERVES	0.00
591-000-002.002	CASH-SAV FOR EQUIP RESERVE	2,126.18
591-000-002.003	CASH-SAV FOR TRACTOR	7,043.20
591-000-002.010	CASH-SAV FOR PAINTING WATER TOWERS	58,445.00
591-000-033.000	UTILITY BILLS RECEIVABLE	(14,631.96)
591-000-034.000	DELIN UTILITY BILLS/ON TAX ROLL	0.00
591-000-035.000	GENERAL ACCOUNTS RECEIVABLE	0.00
591-000-041.000	ALLOW. FOR UNCOLLECTIBLE ACCTS	0.00
591-000-056.000	INTEREST RECEIVABLE	0.00
591-000-084.101	DUE FROM GENERAL FUND	0.00
591-000-084.590	DUE FROM SEWER FUND	0.00
591-000-084.703	DUE FROM TAX COLLECTION FUND	0.00
591-000-123.000	PREPAID EXPENSES-MISC	2,259.51
591-000-123.700	PREPAID EMPLOYEE BENEFITS	1,639.91
591-000-123.710	PREPAID EMPLOYEE BENEFITS	0.00
591-000-123.885	PREPAID LIABILITY INSURANCE	12,370.00
591-000-130.000	LAND	6,244.53
591-000-132.000	LAND IMPROVEMENTS	76,658.68
591-000-133.000	ACCUM DEPR-LAND IMPROVEMENTS	(69,322.92)
591-000-136.000	BUILDINGS, BLDG IMPROVEMENTS	1,111,872.48
591-000-137.000	ACCUM DEPR-BUILDINGS	(1,098,762.58)
591-000-144.000	EQUIPMENT	303,218.72
591-000-145.000	ACCUM DEPR-EQUIPMENT	(249,368.90)
591-000-146.000	OFFICE EQUIPMENT & FURNITURE	28,975.82
591-000-147.000	ACCUM DEPR-OFFICE EQ & FURNITR	(24,488.86)
591-000-148.000	VEHICLES	156,723.98
591-000-149.000	ACCUM. DEPR-VEHICLES	(142,000.83)
591-000-150.000	STATE PROJECTS	0.00
591-000-151.000	ACCUMULATED DEPR-STATE PROJECTS	0.00
591-000-152.000	WATER SYSTEMS	2,290,809.09
591-000-153.000	ACCUM. DEPR-WATER SYSTEMS	(1,074,554.68)
591-000-158.000	CONSTRUCTION IN PROGRESS	0.00
591-000-158.001	CONSTRUCTION IN PROGRESS-NEW WELL	0.00
Total Assets		1,679,863.03
***** Liabilities *****		
591-000-202.000	ACCOUNTS PAYABLE	142.78
591-000-228.001	DUE TO FED GOVT-FICA TAXES	749.52
591-000-228.002	STATE WITHHOLDING	0.00
591-000-229.001	FEDERAL WITHHOLDING	0.00
591-000-231.001	OTHER PAYROLL DEDUCTION	0.00
591-000-257.000	PAYROLL PAYABLE	0.00
591-000-285.000	ESCROW DEPOSIT PAY.-TOWER LEASES	0.00
591-000-290.000	UNEARNED LEASE INCOME	2,491.62
591-000-343.000	COMPENSATED ABSENCES	10,129.48
Total Liabilities		13,513.40
***** Fund Equity *****		
591-000-390.000	FUND BALANCE	0.00
591-000-395.000	RETAINED EARNINGS	1,611,783.82
Total Fund Equity		1,611,783.82
Total Fund 591:		
TOTAL ASSETS		1,679,863.03
BEG. FUND BALANCE - 25-26		1,611,783.82
+ NET OF REVENUES/EXPENDITURES - 25-26		40,068.73
+ NET OF REVENUES & EXPENDITURES		14,497.08
= ENDING FUND BALANCE		1,666,349.63
+ LIABILITIES		13,513.40
= TOTAL LIABILITIES AND FUND BALANCE		1,679,863.03

BUDGET STATUS REPORT FOR KINROSS CHARTER TOWNSHIP

Balance As Of 06/30/2026

GL Number	Description	End Balance 03/31/2026	26-27 Amended Budget	Activity For 06/30/2026 Incr (Decr)	YTD Balance 06/30/2026 Norm (Abnorm)	Available Balance 06/30/2026 Norm (Abnorm)	% Bdgt Remain
Fund: 591 WATER FUND							
Account Category: Revenues							
Department: 000 NON-DEPARTMMENTAL							
591-000-528.000	OTHER FED GRANTS-ARPA	0.00	0.00	0.00	0.00	0.00	100.00
591-000-607.000	WATER FEES	562,308.27	599,550.00	42,990.57	87,295.23	512,254.77	85.44
591-000-609.000	TURN ON/NAME CHANGE FEES	8,670.22	9,066.00	915.00	3,249.00	5,817.00	64.16
591-000-610.000	FIRE PROTECTION	1,988.25	2,000.00	173.25	346.50	1,653.50	82.68
591-000-615.000	NEW METER/NEW HORN FEE	525.00	0.00	0.00	0.00	0.00	100.00
591-000-617.000	MISC.-OTHER	0.00	0.00	0.00	0.00	0.00	100.00
591-000-621.000	TEST METER	0.00	0.00	200.00	200.00	(200.00)	0.00
591-000-622.000	LAWN METER	790.00	800.00	400.00	400.00	400.00	50.00
591-000-647.000	SALES-MISC	2,314.81	100.00	0.00	0.00	100.00	100.00
591-000-656.000	ORDINANCE FINES	7,423.83	5,500.00	588.66	1,688.91	3,811.09	69.29
591-000-659.000	LIQUIDATED DAMAGES	0.00	0.00	0.00	0.00	0.00	100.00
591-000-665.000	INTEREST-CHECKING	2,712.95	1,000.00	555.15	1,606.32	(606.32)	(60.63)
591-000-665.005	INTEREST-INTERFUND LOAN	2,391.79	1,000.00	0.00	0.00	1,000.00	100.00
591-000-667.000	LEASE REVENUE-ANTENNAS	61,450.52	62,000.00	4,911.24	7,402.86	54,597.14	88.06
591-000-669.000	INVESTMENT GAINS & LOSSES	0.00	0.00	0.00	0.00	0.00	100.00
591-000-673.000	GAIN/(LOSS) ON ASSETS SOLD	193.73	0.00	261.56	261.56	(261.56)	0.00
591-000-674.000	PRIVATE DONATIONS	0.00	0.00	0.00	0.00	0.00	100.00
591-000-676.000	REIMBURSEMENTS-MISC	8,366.10	1,900.00	226.52	583.56	1,316.44	69.29
591-000-677.000	REIMBURSEMENT-GASOLINE	501.36	500.00	288.60	288.60	211.40	42.28
591-000-678.000	REIMB-EQUIP RENTAL	2,096.77	0.00	(8,899.96)	(8,324.02)	8,324.02	0.00
591-000-679.000	REIMBURSEMENT-BANK FEES	100.00	30.00	0.00	0.00	30.00	100.00
591-000-687.000	REFUNDS-REBATES	0.00	0.00	0.00	194.00	(194.00)	0.00
591-000-694.000	CASH OVER & SHORT	(0.12)	0.00	1.53	(13.47)	13.47	0.00
591-000-699.000	USE OF CAP IMPR RESERVES	0.00	0.00	0.00	0.00	0.00	100.00
591-000-699.950	RETAINED EARNINGS	0.00	0.00	0.00	0.00	0.00	100.00
Total Dept 000 - NON-DEPARTMMENTAL		661,833.48	683,446.00	42,612.12	95,179.05	588,266.95	86.07
Revenues		661,833.48	683,446.00	42,612.12	95,179.05	588,266.95	86.07
Account Category: Expenditures							
Department: 000 NON-DEPARTMMENTAL							
591-000-711.000	FICA TAXES	0.00	0.00	0.00	0.00	0.00	100.00
Total Dept 000 - NON-DEPARTMMENTAL		0.00	0.00	0.00	0.00	0.00	100.00
Department: 536 SEWER							
591-536-702.000	WAGES-SUPERINTENDENTS	88,464.86	82,174.00	5,996.45	17,424.18	64,749.82	78.80
591-536-702.001	WAGES-ASST SUPERINTENDENT	9,581.33	0.00	0.00	33.59	(33.59)	0.00
591-536-702.003	WAGES-OPERATORS	10,728.17	18,114.00	2,373.92	6,415.66	11,698.34	64.58
591-536-702.004	WAGES-MAINTENANCE	27,601.35	28,332.00	1,536.95	3,449.34	24,882.66	87.83
591-536-702.005	WAGES-CLERICAL	52,722.09	55,560.00	3,680.99	10,856.97	44,703.03	80.46
591-536-702.006	WAGES-UTILITY	27,941.54	46,842.00	2,762.92	7,240.41	39,601.59	84.54
591-536-702.009	WAGES-LABORER	7,710.97	7,026.00	476.82	1,023.85	6,002.15	85.43
591-536-702.010	WAGES-PART-TIME LABORER	583.40	500.00	57.66	140.48	359.52	71.90
591-536-702.015	WAGES-MECHANIC	14,062.91	19,260.00	1,147.61	3,742.52	15,517.48	80.57
591-536-703.701	COMPENSATED ABSENCES ADJ	2,614.23	0.00	0.00	0.00	0.00	100.00
591-536-710.000	PENSION	2,940.69	3,500.00	339.01	841.52	2,658.48	75.96
591-536-711.000	FICA TAXES	18,054.00	20,625.00	1,322.21	3,712.23	16,912.77	82.00
591-536-712.000	HEALTH INSURANCE	12,083.43	20,700.00	1,639.91	4,919.73	15,780.27	76.23
591-536-714.000	LIFE INSURANCE	117.00	180.00	14.63	43.89	136.11	75.62

GL Number	Description	End Balance 03/31/2026	26-27 Amended Budget	Activity For 06/30/2026 Incr (Decr)	YTD Balance 06/30/2026 Norm (Abnorm)	Available Balance 06/30/2026 Norm (Abnorm)	% Bdgt Remain
Fund: 591 WATER FUND							
Account Category: Expenditures							
Department: 536 SEWER							
591-536-719.000	FRINGE REIMBURSEMENT	49,247.11	56,718.00	0.00	0.00	56,718.00	100.00
591-536-727.000	SUPPLIES-CLERICAL	1,992.05	700.00	0.00	174.54	525.46	75.07
591-536-727.001	SUPPLIES-COMPUTER	2,996.59	500.00	0.00	1.80	498.20	99.64
591-536-728.000	SUPPLIES-BOOKS, NEWSPAPERS	0.00	0.00	0.00	0.00	0.00	100.00
591-536-740.000	SUPPLIES-SMALL EQUIPMENT	12,039.20	5,000.00	152.96	1,005.14	3,994.86	79.90
591-536-741.000	SUPPLIES-GAS/DIESEL	5,365.54	5,000.00	608.74	1,345.61	3,654.39	73.09
591-536-742.000	SUPPLIES/GREASE,OIL,ETC.	1,256.69	500.00	0.00	34.65	465.35	93.07
591-536-743.000	SUPPLIES-CUSTODIAL	528.98	400.00	0.00	20.93	379.07	94.77
591-536-748.000	SUPPLIES-LAB	34.24	300.00	0.00	1.12	298.88	99.63
591-536-749.000	SUPPLIES-SAFETY EQUIPMENT	146.95	500.00	0.00	0.00	500.00	100.00
591-536-750.000	SUPPLIES-UNIFORMS	573.10	300.00	64.86	82.14	217.86	72.62
591-536-751.000	SUPPLIES-MISCELLANEOUS	196.93	400.00	0.00	37.33	362.67	90.67
591-536-753.000	SUPPLIES-SHOP INVENTORY	1,116.00	1,000.00	73.00	444.92	555.08	55.51
591-536-754.000	SUPPLIES-MEDICAL	51.13	100.00	0.00	2.15	97.85	97.85
591-536-771.000	SUPPLIES-WELDING	6.40	200.00	0.00	0.00	200.00	100.00
591-536-781.000	MAINT/REPAIR-BUILDING	764.54	2,500.00	0.00	1.19	2,498.81	99.95
591-536-782.000	M/R-BLDG INTERIOR	2,109.66	500.00	0.00	44.66	455.34	91.07
591-536-783.000	MAINT/REPAIR-EQUIPMENT	1,626.76	2,500.00	91.93	117.95	2,382.05	95.28
591-536-783.002	MAINT/REPAIR-FIRE EXTINGUISHERS	266.50	750.00	0.00	289.00	461.00	61.47
591-536-783.003	MAINT/REPAIR-OFFICE EQUIPMENT	395.89	300.00	0.00	12.50	287.50	95.83
591-536-784.000	MAINT/REPAIR-GROUNDS	528.96	1,000.00	0.00	0.00	1,000.00	100.00
591-536-786.000	MAINT/REPAIR-ELECTRICAL	457.08	1,500.00	110.00	110.00	1,390.00	92.67
591-536-787.000	MAINT/REPAIR-VEHICLE	5,039.48	5,000.00	56.93	613.82	4,386.18	87.72
591-536-788.000	MAINT/REPAIR-WATER SYSTEM	28,341.59	55,000.00	0.00	582.90	54,417.10	98.94
591-536-791.000	MAINT/REPAIR-PROF. SERVICES	0.00	500.00	0.00	0.00	500.00	100.00
591-536-795.000	MAINT/REPAIR-MISC	0.00	0.00	0.00	0.00	0.00	100.00
591-536-801.000	CONTRACTUAL SERVICES	3,229.50	2,500.00	0.00	1,430.00	1,070.00	42.80
591-536-801.001	COMPUTER SUPPORT	5,277.01	3,700.00	0.00	0.00	3,700.00	100.00
591-536-803.000	AUDIT FEES	1,108.61	1,200.00	0.00	0.00	1,200.00	100.00
591-536-806.000	LEGAL FEES	7,987.00	2,000.00	0.00	90.00	1,910.00	95.50
591-536-807.000	ENGINEERING FEES	0.00	500.00	0.00	0.00	500.00	100.00
591-536-809.000	MEMBERSHIP/DUES/SUBSCRIP.	500.00	850.00	352.50	352.50	497.50	58.53
591-536-810.000	REGISTRATIONS	95.00	200.00	0.00	0.00	200.00	100.00
591-536-811.000	BANK CHARGES	37.50	50.00	0.00	0.00	50.00	100.00
591-536-813.000	LAB ANALYSIS	6,636.50	5,000.00	0.00	288.00	4,712.00	94.24
591-536-814.000	MISS DIG CHARGES	198.32	600.00	0.00	0.00	600.00	100.00
591-536-815.000	WASTE COLLECTION	176.49	600.00	19.44	38.88	561.12	93.52
591-536-816.000	PHYSICALS/DRUG TESTS	352.64	400.00	0.00	0.00	400.00	100.00
591-536-817.000	VACCINES	0.00	40.00	0.00	0.00	40.00	100.00
591-536-818.000	DRY CLEANING/LAUNDRY	66.70	50.00	10.30	23.30	26.70	53.40
591-536-828.000	SHIPPING/FREIGHT	197.69	250.00	0.00	0.00	250.00	100.00
591-536-835.000	MEDICAL EXPENSES	0.00	0.00	0.00	0.00	0.00	100.00
591-536-838.000	BAD DEBTS	0.00	0.00	0.00	0.00	0.00	100.00
591-536-840.000	WSSN LICENSE	4,061.91	4,200.00	0.00	0.00	4,200.00	100.00
591-536-851.000	POSTAGE	3,351.20	3,000.00	138.99	673.62	2,326.38	77.55
591-536-855.000	INTERNET/EMAIL SERVICE	777.92	2,800.00	68.00	281.48	2,518.52	89.95
591-536-856.000	CAMERAS-ANNUAL CONTRACT	0.00	1,250.00	0.00	0.00	1,250.00	100.00
591-536-860.000	TRAVEL EXP & MILEAGE	787.74	500.00	68.88	68.88	431.12	86.22

GL Number	Description	End Balance 03/31/2026	26-27 Amended Budget	Activity For 06/30/2026 Incr (Decr)	YTD Balance 06/30/2026 Norm (Abnorm)	Available Balance 06/30/2026 Norm (Abnorm)	% Bdgt Remain
Fund: 591 WATER FUND							
Account Category: Expenditures							
Department: 536 SEWER							
591-536-862.000	EDUCATION	416.85	750.00	0.00	245.00	505.00	67.33
591-536-863.000	MISC. CHARGES	150.90	50.00	0.00	0.00	50.00	100.00
591-536-864.000	REFUNDS/REIMBURSEMENTS	0.00	50.00	0.00	0.00	50.00	100.00
591-536-881.000	AWARDS-DINNERS	0.00	75.00	0.00	0.00	75.00	100.00
591-536-885.000	INSURANCE-BLDGS & LIABILITY	31,867.12	47,500.00	0.00	0.00	47,500.00	100.00
591-536-886.000	INSURANCE-WORKERS COMP	2,261.60	5,000.00	0.00	197.52	4,802.48	96.05
591-536-901.000	LEGAL NOTICES	0.00	300.00	0.00	0.00	300.00	100.00
591-536-902.000	ADVERTISING	0.00	300.00	0.00	0.00	300.00	100.00
591-536-903.000	PRINTING CHARGES	0.00	1,000.00	234.00	234.00	766.00	76.60
591-536-921.000	UTILITIES-ELECTRICITY	59,292.23	65,000.00	5,468.47	11,375.63	53,624.37	82.50
591-536-923.000	UTILITIES-HEAT	1,679.35	1,750.00	100.89	248.43	1,501.57	85.80
591-536-926.000	UTILITIES-TELEPHONE	870.72	400.00	111.06	271.52	128.48	32.12
591-536-943.000	RENTALS - EQUIPMENT	339.82	350.00	9.05	17.83	332.17	94.91
591-536-950.000	RENTALS-UNIFORMS	402.04	500.00	34.96	78.66	421.34	84.27
591-536-968.000	DEPRECIATION	99,355.05	0.00	0.00	0.00	0.00	100.00
Total Dept 536 - SEWER		621,764.75	596,696.00	29,124.04	80,681.97	516,014.03	86.48
Department: 901 CAPITAL OUTLAY CONTROL							
591-901-971.001	CAP OUTLAY-LAND IMPROVEMENTS	0.00	0.00	0.00	0.00	0.00	100.00
591-901-972.000	CAP OUTLAY-WATER SYSTEM	0.00	18,000.00	0.00	0.00	18,000.00	100.00
591-901-972.001	CAP OUTLAY-WATER MAIN	0.00	0.00	0.00	0.00	0.00	100.00
591-901-975.000	CAP OUTLAY-BLDG IMPROVE.	0.00	0.00	0.00	0.00	0.00	100.00
591-901-976.000	CAPITAL OUTLAY-EQUIPMENT	0.00	0.00	0.00	0.00	0.00	100.00
591-901-976.002	CAP OUTLAY-TRACTOR TRADEIN	0.00	0.00	0.00	0.00	0.00	100.00
591-901-980.000	CAP OUTLAY-OFFICE EQUIP	0.00	0.00	0.00	0.00	0.00	100.00
591-901-981.000	CAPITAL OUTLAY-VEHICLES	0.00	0.00	0.00	0.00	0.00	100.00
Total Dept 901 - CAPITAL OUTLAY CONTROL		0.00	18,000.00	0.00	0.00	18,000.00	100.00
Department: 906 DEBT SERVICE							
591-906-991.000	DEBT SERVICE-PRINCIPAL	0.00	0.00	0.00	0.00	0.00	100.00
591-906-995.000	DEBT SERVICE-INTEREST	0.00	0.00	0.00	0.00	0.00	100.00
Total Dept 906 - DEBT SERVICE		0.00	0.00	0.00	0.00	0.00	100.00
Department: 966 TRANSFERS OUT							
591-966-999.000	SET ASIDE-UNALLOC. RESERVES	0.00	0.00	0.00	0.00	0.00	100.00
591-966-999.890	TRANSFER CONTINGENT	0.00	0.00	0.00	0.00	0.00	100.00
Total Dept 966 - TRANSFERS OUT		0.00	0.00	0.00	0.00	0.00	100.00
Department: 970 CAPITAL REPLACEMENT							
591-970-967.510	PAINT WATER TOWERS	0.00	68,750.00	0.00	0.00	68,750.00	100.00
Total Dept 970 - CAPITAL REPLACEMENT		0.00	68,750.00	0.00	0.00	68,750.00	100.00
Expenditures		621,764.75	683,446.00	29,124.04	80,681.97	602,764.03	88.19
Fund 591 - WATER FUND:							
TOTAL REVENUES		661,833.48	683,446.00	42,612.12	95,179.05	588,266.95	86.07
TOTAL EXPENDITURES		621,764.75	683,446.00	29,124.04	80,681.97	602,764.03	88.19
NET OF REVENUES & EXPENDITURES:		40,068.73	0.00	13,488.08	14,497.08	(14,497.08)	

BALANCE SHEET REPORT FOR KINROSS CHARTER TOWNSHIP

Balance As Of 06/30/2026

GL Number	Description	YTD Balance 06/30/2026 Normal (Abnormal)
Fund: 596 RUBBISH COLLECTION FUND		
***** Assets *****		
596-000-001.000	CASH-CHECKING	41,915.84
596-000-033.000	UTILITY BILLS RECEIVABLE	12,750.10
596-000-034.000	DELIN UTILITY BILLS/ON TAX ROLL	0.00
596-000-056.000	INTEREST RECEIVABLE	5,080.14
596-000-084.703	DUE FROM TAX COLLECTION FUND	0.00
Total Assets		59,746.08
***** Liabilities *****		
596-000-202.000	ACCOUNTS PAYABLE	0.00
Total Liabilities		0.00
***** Fund Equity *****		
596-000-390.000	FUND BALANCE	0.00
596-000-395.000	RETAINED EARNINGS	73,206.95
Total Fund Equity		73,206.95
Total Fund 596:		59,746.08
TOTAL ASSETS		73,206.95
BEG. FUND BALANCE - 25-26		(3,038.78)
+ NET OF REVENUES/EXPENDITURES - 25-26		(10,422.09)
+ NET OF REVENUES & EXPENDITURES		59,746.08
= ENDING FUND BALANCE		0.00
+ LIABILITIES		59,746.08
= TOTAL LIABILITIES AND FUND BALANCE		

GL Number	Description	End Balance 03/31/2026	26-27 Amended Budget	Activity For 06/30/2026 Incr (Decr)	YTD Balance 06/30/2026 Norm (Abnorm)	Available Balance 06/30/2026 Norm (Abnorm)	% Bdgt Remain
Fund: 596 RUBBISH COLLECTION FUND							
Account Category: Revenues							
Department: 000 NON-DEPARTMMENTAL							
596-000-631.000	WASTE COLLECTION FEES	188,939.71	205,000.00	16,165.86	32,341.41	172,658.59	84.22
596-000-631.001	SPRING/FALL CLEANUP FEES	21,882.43	26,150.00	1,834.09	3,674.20	22,475.80	85.95
596-000-661.000	LATE PENALTIES	2,460.50	2,600.00	211.00	582.50	2,017.50	77.60
596-000-665.000	INTEREST-CHECKING	1,325.38	1,100.00	111.64	174.30	925.70	84.15
596-000-669.000	INVESTMENT GAINS & LOSSES	214.19	0.00	0.00	0.00	0.00	100.00
596-000-676.000	REIMBURSEMENTS-MISC	28.44	0.00	0.00	28.44	(28.44)	0.00
596-000-699.950	RETAINED EARNINGS	0.00	120.00	0.00	0.00	120.00	100.00
Total Dept 000 - NON-DEPARTMMENTAL		214,850.65	234,970.00	18,322.59	36,800.85	198,169.15	84.34
Revenues		214,850.65	234,970.00	18,322.59	36,800.85	198,169.15	84.34
Account Category: Expenditures							
Department: 528 WASTE COLLECTION & DISPOSAL							
596-528-752.000	SUPPLIES-CLERICAL	81.10	0.00	0.00	162.23	(162.23)	0.00
596-528-772.000	SUPPLIES-GARBAGE CANS	0.00	0.00	0.00	0.00	0.00	100.00
596-528-805.000	AUDIT FEES	127.75	140.00	0.00	0.00	140.00	100.00
596-528-806.000	LEGAL FEES	0.00	0.00	0.00	0.00	0.00	100.00
596-528-828.000	BAD DEBTS	0.00	0.00	0.00	0.00	0.00	100.00
596-528-831.000	BANK FEES	0.00	0.00	0.00	0.00	0.00	100.00
596-528-851.000	POSTAGE	1,505.94	1,900.00	138.98	416.47	1,483.53	78.08
596-528-919.000	RUBBISH DISPOSAL	190,093.93	204,400.00	16,245.48	32,366.79	172,033.21	84.16
596-528-919.001	SPRING/FALL CLEANUP CHARGES	26,075.25	27,500.00	14,277.45	14,277.45	13,222.55	48.08
596-528-941.000	CONTINGENCY	0.00	1,000.00	0.00	0.00	1,000.00	100.00
596-528-943.000	EQUIPMENT RENTALS	0.00	0.00	0.00	0.00	0.00	100.00
596-528-955.000	MISC CHARGES	5.46	30.00	0.00	0.00	30.00	100.00
Total Dept 528 - WASTE COLLECTION & DISPOSAL		217,889.43	234,970.00	30,661.91	47,222.94	187,747.06	79.90
Expenditures		217,889.43	234,970.00	30,661.91	47,222.94	187,747.06	79.90
Fund 596 - RUBBISH COLLECTION FUND:							
TOTAL REVENUES		214,850.65	234,970.00	18,322.59	36,800.85	198,169.15	84.34
TOTAL EXPENDITURES		217,889.43	234,970.00	30,661.91	47,222.94	187,747.06	79.90
NET OF REVENUES & EXPENDITURES:		(3,038.78)	0.00	(12,339.32)	(10,422.09)	10,422.09	

BALANCE SHEET REPORT FOR KINROSS CHARTER TOWNSHIP

Balance As Of 06/30/2026

GL Number	Description	YTD Balance 06/30/2026 Normal (Abnormal)
Fund: 702 PERSONAL PROP TAX COLL. FUND		
*** Assets ***		
702-000-001.000	CASH-CHECKING	543.88
702-000-084.703	DUE FROM TAX COLLECTION FUND	0.00
Total Assets		543.88
*** Liabilities ***		
702-000-202.000	ACCOUNTS PAYABLE	0.00
702-000-214.100	DUE TO GENERAL FUND - IMPREST	22.50
702-000-214.101	DUE TO GENERAL FUND	22.30
702-000-214.204	DUE TO ROAD MAINTENANCE FUND	0.00
702-000-214.703	DUE TO TAX COLLECTION FUND	0.00
702-000-222.000	DUE TO COUNTY	109.98
702-000-225.000	DUE TO RUDYARD SCHOOLS	0.00
702-000-228.000	DUE TO STATE OF MICHIGAN	0.00
702-000-230.000	DUE TO OTHER UNITS OF GOV'T	389.10
702-000-234.000	DUE TO ISD	0.00
702-000-275.000	TAX OVERPAYMENTS	0.00
Total Liabilities		543.88
*** Fund Equity ***		
702-000-390.000	FUND BALANCE	0.00
Total Fund Equity		0.00
Total Fund 702:		
TOTAL ASSETS		543.88
BEG. FUND BALANCE - 25-26		0.00
+ NET OF REVENUES & EXPENDITURES		0.00
= ENDING FUND BALANCE		0.00
+ LIABILITIES		543.88
= TOTAL LIABILITIES AND FUND BALANCE		543.88

GL Number	Description	YTD Balance 06/30/2026 Normal (Abnormal)
Fund: 703 CURRENT TAX COLLECTION FUND		
*** Assets ***		
703-000-001.000	CASH-CHECKING	37,009.02
703-000-084.000	DUE FROM OTHER FUNDS	0.00
703-000-084.702	DUE FROM PERS PROP TAX FUND	0.00
Total Assets		37,009.02
*** Liabilities ***		
703-000-202.000	ACCOUNTS PAYABLE	0.00
703-000-214.000	DUE TO OTHER FUNDS	0.00
703-000-214.100	DUE TO GENERAL FUND - IMPREST	0.00
703-000-214.101	DUE TO GENERAL FUND	6,968.26
703-000-214.204	DUE TO ROAD MAINTENANCE FUND	0.00
703-000-214.206	DUE TO FIRE FUND	0.00
703-000-214.207	DUE TO POLICE FUND	0.00
703-000-214.208	TAX COLL FD-DUE TO RECREATION FD	0.00
703-000-214.210	DUE TO AMBULANCE FUND	0.00
703-000-214.590	TAX COLL FD-DUE TO SEWER FD	0.00
703-000-214.591	DUE TO WATER FUND	0.00
703-000-214.596	TAX COLL FD-DUE TO RUBBISH COLL FD	0.00
703-000-214.702	TAX COLL FD-DUE TO PERS PROP TX FD	0.00
703-000-222.000	DUE TO COUNTY	1,908.00
703-000-225.000	DUE TO RUDYARD SCHOOLS	6,906.98
703-000-228.000	DUE TO STATE OF MICHIGAN	0.00
703-000-230.000	DUE TO OTHER UNITS OF GOV'T	19,719.30
703-000-234.000	DUE TO ISD	1,798.26
703-000-275.000	TAX OVERPAYMENTS	(291.78)
703-000-279.000	JEOPARDY TAX ASSESSMENT	0.00
Total Liabilities		37,009.02
*** Fund Equity ***		
703-000-390.000	FUND BALANCE	0.00
Total Fund Equity		0.00
Total Fund 703:		
TOTAL ASSETS		37,009.02
BEG. FUND BALANCE - 25-26		0.00
+ NET OF REVENUES & EXPENDITURES		0.00
= ENDING FUND BALANCE		0.00
+ LIABILITIES		37,009.02
= TOTAL LIABILITIES AND FUND BALANCE		37,009.02

BALANCE SHEET REPORT FOR KINROSS CHARTER TOWNSHIP

Balance As of 06/30/2026

GL Number	Description	YTD Balance 06/30/2026 Normal (Abnormal)
Fund: 900 GEN FIXED ASSETS ACCOUNT GROUP		
***** Assets *****		
900-000-001.000	CASH-CHECKING	0.00
900-000-084.000	DUE FROM OTHER FUNDS	0.00
900-000-130.000	LAND	439,493.02
900-000-132.000	LAND IMPROVEMENTS	646,273.03
900-000-136.000	BUILDINGS, BLDG IMPROVEMENTS	3,714,211.81
900-000-144.000	EQUIPMENT	1,951,375.84
900-000-146.000	OFFICE EQUIPMENT & FURNITURE	164,130.94
900-000-148.000	VEHICLES	1,938,932.05
900-000-156.000	LEASED ASSETS	82,985.46
900-000-158.000	CONSTRUCTION IN PROGRESS	220,317.00
Total Assets		9,157,719.15
***** Liabilities *****		
900-000-202.000	ACCOUNTS PAYABLE	0.00
900-000-214.000	DUE TO OTHER FUNDS	0.00
Total Liabilities		0.00
***** Fund Equity *****		
900-000-351.000	CONTRIBUTED EQUITY	206,566.97
900-000-390.000	FUND BALANCE	0.00
900-000-399.000	INV IN GEN FIXED ASSETS	2,601,288.62
900-000-399.101	INV IN GEN FIX ASSETS-GENERAL	1,007,404.87
900-000-399.206	INV IN GEN FIX ASSETS-FIRE	1,233,991.31
900-000-399.207	INV IN GEN FIX ASSETS-POLICE	257,081.50
900-000-399.208	INV IN GEN FIX ASSET-RECREATION FD	495,158.87
900-000-399.210	INV IN GEN FIX ASSET-AMBULANCE	2,243,290.34
900-000-399.247	INV IN GEN FIX ASSET-PROP MNG	1,109,605.81
900-000-399.275	INV IN GEN FIX ASSETS-EDC	3,330.86
Total Fund Equity		9,157,719.15
Total Fund 900:		
TOTAL ASSETS		9,157,719.15
BEG. FUND BALANCE - 25-26		9,157,719.15
+ NET OF REVENUES & EXPENDITURES		0.00
= ENDING FUND BALANCE		9,157,719.15
+ LIABILITIES		0.00
= TOTAL LIABILITIES AND FUND BALANCE		9,157,719.15

BALANCE SHEET REPORT FOR KINROSS CHARTER TOWNSHIP

Balance As Of 06/30/2026

GL Number	Description	YTD Balance 06/30/2026 Normal (Abnormal)
Fund: 950 GENERAL LONG-TERM DEBT		
***** Assets *****		
950-000-001.000	CASH-CHECKING	0.00
950-000-035.000	AMOUNT TO BE PROVIDED FOR DEBT	2,298,000.51
950-000-035.100	LOANS RECEIVABLE	1.00
Total Assets		2,298,001.51
***** Liabilities *****		
950-000-202.000	ACCOUNTS PAYABLE	8,607.33
950-000-300.206	BONDS PAYABLE-2026 FIRE HALL BONDS	2,200,000.00
950-000-304.000	LEASE PAYABLE-FIRE TANKER REMOUNT	0.00
950-000-304.001	LEASE PAYABLE-'18 FIRE TRUCK	0.00
950-000-304.003	LEASE PAYABLE-TWO 2024 AMBULANCES	0.00
950-000-304.004	LEASE PAYABLE-'11 & '12 AMBULANCES	0.00
950-000-304.005	LEASE PAYABLE - TWO 2020 AMBULANCES	0.00
950-000-304.011	LEASE PAYABLE-REC CARD-ACCESS DOORS	0.00
950-000-307.003	NOTES PAYABLE-7 MONITORS FOR AMB FD	0.00
950-000-307.010	NOTE PAYABLE-FIRE TURN OUT GEAR	0.00
950-000-343.000	COMPENSATED ABSENCES	89,394.18
Total Liabilities		2,298,001.51
***** Fund Equity *****		
950-000-390.000	FUND BALANCE	0.00
Total Fund Equity		0.00
Total Fund 950:		
TOTAL ASSETS		2,298,001.51
BEG. FUND BALANCE - 25-26		0.00
+ NET OF REVENUES & EXPENDITURES		0.00
= ENDING FUND BALANCE		0.00
+ LIABILITIES		2,298,001.51
= TOTAL LIABILITIES AND FUND BALANCE		2,298,001.51

Subject: Adding to the Agenda
From: "Kayla Brown" <KBrown@kinross.net>
Sent: 10/26/2026 2:05:54 PM
To: "Clerk" <clerk@kinross.net>

Hi Loretta,

Brian asked that hiring Kevin Hall as a new firefighter be added to the next agenda.

Thanks so much!

Kayla Brown
Office Manager
Kinross Charter Township
4884 W. Curtis Street
Kincheloe MI 49788
(906) 495-5381 EXT 102

Subject: Adding to the Agenda
From: "Kayla Brown" <KBrown@kinross.net>
Sent: 10/26/2026 2:05:54 PM
To: "Clerk" <clerk@kinross.net>

Hi Loretta,

Brian asked that hiring Kevin Hall as a new firefighter be added to the next agenda.

Thanks so much!

Kayla Brown
Office Manager
Kinross Charter Township
4884 W. Curtis Street
Kincheloe MI 49788
(906) 495-5381 EXT 102

Laborer position in house union posting

We are looking to fill a Laborer position. Please turn in letters of interest to the Water and Sewer Dept. office by 3:30 P.M. 10/27/2026

Hello,

10/22/26

I'm interested in your laborers position. I'm very capable to do this job. I would be a great fit.

Sincerely,
Heidi Lewis

Subject: Fw: ATC 6921/6923 - 9MI-PRV0575 - Property Maps
From: "Mark Rice" <mrice@kinross.net>
Sent: 10/29/2026 11:29:02 AM
To: "Clerk" <clerk@kinross.net>
Attachments: 9MI-PRV0575_PropertyMaps.pdf

Add the email to the ATC Easement request packet.
I already sent the above maps prior, so you dont need to double up.

Mark W. Rice
Supervisor
Kinross Charter Township
w:(906)495-5381 ext. 107
c:(906)630-3517

From: McCarthy, Evan (Ann Arbor) <Evan.McCarthy@hdrinc.com>
Sent: Thursday, October 22, 2026 5:57 PM
To: Mark Rice <mrice@kinross.net>
Subject: ATC 6921/6923 - 9MI-PRV0575 - Property Maps

Mr. Rice,

Thanks for taking my call earlier today. Please see the attached property maps for ATC's powerline rebuild project.

Please also see the notes below for the Board's discussion on November 2.

1. The teal-shaded area is the new easement area for the rebuild project. The easement area is 100-feet wide.
2. The blue-dashed line is the proposed access route to the powerline corridor.
3. The yellow lines are the approximate property boundaries.
4. Pole numbers 160542, 160543, and 160544 are new poles proposed for the township property bordering I-75. The new poles are steel monopoles.
    a. There are no poles proposed for the cemetery.

Please let me know if you or the Board have any questions or need additional information.

Thanks,

Evan McCarthy
ROW Area Business Class Leader

HDR

CERTIFIED MAIL RETURN RECEIPT REQUESTED

October 12, 2026

Kinross Charter Township
Attn: Mark Rice
4884 W. Curtis Street
Kincheloe, MI 48788

Re: ATC – 6921/6923 Rebuild
Good Faith Offer for Easement

Dear Mr. Rice, and other parties in interest:

American Transmission Company LLC and its corporate manager, ATC Management Inc. (collectively, "ATC") plans to reconstruct the electric transmission line located on your property in the Township of Kinross, Chippewa County, Michigan (the "Project"). ATC requires additional easement rights to complete its work on the Project and extends the Good Faith Offer described herein to purchase a transmission line easement and a temporary transmission line easement on your property. As noted in the temporary transmission line easement document, this temporary easement shall terminate after the temporary need passes, or by **December 31, 2029,** whichever occurs first.

This Good Faith Offer is made collectively to all owners and people with an interest in your property. The location of the proposed easement area is shown on Exhibit "A," attached to the enclosed easement document and Exhibit "A-1," attached to the enclosed temporary easement document. Please read the easement documents carefully; it is for the construction, operation, maintenance, replacement, erection, installation, patrol, inspection, repair, relocation, renewal, and extension of an electric transmission line, and it describes the rights and obligations of both parties.

ATC's Good Faith Offer for the enclosed easement is $13,600.00. **The price per acre/sq. ft is based upon a market study of land values prepared by Land Vest, Inc. and dated September 29, 2025 and a discretionary upward adjustment viewed as market and reasonable in the experience of ATC.**

ATC hereby waives its right to bring a federal or state cost recovery action against you arising out of a release of hazardous substances at the property. ATC's market study evaluation of just compensation for the property reflects this waiver.

The following documents are enclosed for your signature:

1. Easements – Please note that these documents must be **signed in the presence of a notary public**. This can usually be completed at your local bank; however, if you are unable to reach a notary public, please contact our office and ATC will make arrangements to meet with you to sign.

2. Form W-9 – This is necessary in order for ATC to issue a check to you. **Please insert your social security number or employer identification number where highlighted**, if applicable, indicate what type of entity, and sign near the center of the page. It is not necessary to have this document notarized.

If you would like to meet with an ATC representative to review these materials or if you have any questions, please contact me at 734-465-0486 or Evan.McCarthy@hdrinc.com to discuss further. If I do not hear from you by **November 2, 2026**, I will assume you have chosen to decline ATC's Good Faith Offer.

Enclosed is a self-addressed stamped envelope for your convenience in returning the signed documents to my attention. Once the documents are signed and returned, or you meet with an ATC representative in person and sign, ATC will pay you the amounts stated in this letter and enclosures. If you have sold or transferred the ownership of this property, please let me know by calling the number above.

ATC appreciates your time and consideration. Please contact me at any time if you have questions regarding the Project.

Sincerely,



Evan McCarthy
ATC Contract Real Estate Representative

Enc: Easement with Exhibit, Temporary Easement with Exhibit, Good Faith Offer Payment Worksheet & Summary, W9, Vegetation Management Pamphlet, Envelope

TRANSMISSION LINE EASEMENT

For and in consideration of the sum of $1.00 and other good and valuable consideration, to them paid, the receipt whereof is hereby acknowledged, the undersigned owner(s), **Charter Township of Kinross a/k/a Kinross Township**, (hereinafter referred to as "Grantor") grants and warrants to American Transmission Company LLC, a Wisconsin limited liability company, and its manager ATC Management Inc., a Wisconsin corporation, P.O. Box 47, Waukesha, WI 53187-0047, (hereinafter cumulatively referred to as "Grantee") its successors, assigns, licensees and manager, the perpetual right and easement upon, over and across a part of lands of Grantor, as further described below.

Grantor hereby conveys unto Grantee the right, permission and authority to construct, erect, install, operate, maintain, patrol, change, inspect, repair, relocate, replace, renew, reconstruct, remove, and extend, at any time and from time to time, transmission line facilities of such type or material Grantee, in its sole discretion, may select, including but not limited to structures, cross-arms, conductors, wires, cables, transformers, anchors, guy wires, stub supports, foundations, footings, counterpoises and any other appurtenances, all hereinafter referred to as "Facilities," for the purpose of transmitting electric energy and carrying communication signals, said communication signals are for the purpose of electric utility communication and operations, upon, over, under, above, across, through and in all that part of the Grantor's premises contained within the boundaries of the hereinafter described perpetual easement area, being a part of the property of Grantor described as:

Section 26, Town 45 North, Range 2 West, That part of the North 1/2 of the Northeast 1/4 of Section 26 lying South and East of the I-75 corridor, EXCEPT: That portion of the North 660 feet of the East 660 feet of the North 1/2 of the Northeast 1/4, Section 26, Township 45 North, Range 2 West, lying Southerly of the right-of-way for I-75.

AND

A part of the Northwest ¼ of the Northwest ¼ of Section 25, T45N, R2W, described as follows: Beginning at the Northwest corner of the Lake Side Cemetery; thence West, a distance of 314 feet, more or less, in the North line of the Lake Side Cemetery extended from the point of beginning to its intersection with the West Section line of said Section 25; thence South in the said West Section line, a distance of 375 feet, more or less to the intersection of said West line with the North line of the Township Road; thence Easterly in the North line of said Township Road to the Southwest corner of the Lake Side Cemetery; thence North in the West line of the Lake Side Cemetery, a distance of 375 feet; more or less, to the place of beginning, hereinafter referred to as "Grantor's Premises".

The perpetual easement area, hereinafter referred to as the "Easement Strip", being a strip of land in varying width over Grantor's Premises, the legal description and the location of the Easement Strip with respect to the Grantor's premises is described and shown on the attached drawing, marked Exhibit "A", attached hereto and made a part hereof.

The right, permission and authority is also conveyed to Grantee, at its sole discretion, to trim, cut down, and eliminate all trees, brush and other vegetation, and overhanging branches, now or hereafter existing in, on and over said Easement Strip, and to cut down, eliminate, and/or trim such dead, dying, diseased, decayed, leaning trees or tree parts now or hereafter existing on Grantor's Premises located outside of said Easement Strip that in Grantee's sole judgment may pose a threat to the safe and reliable operation of the Facilities, hereinafter referred to as "Hazard Trees"; together with the right, permission and authority to enter in a reasonable manner upon the Grantor's Premises adjacent to said Easement Strip for such purpose. The right, permission and authority is conveyed to Grantee to use herbicidal chemicals for tree, weed and brush control in the Easement Strip and for Hazard Tree management purposes.

Grantor shall have the right to use the Easement Strip so long as such use does not interfere with Grantee's full use of and all rights conveyed in this easement. Additionally, Grantor specifically covenants and agrees that no structures or improvements will be erected, including but not limited to dwellings or mobile homes intended for residential occupancy, nor will flammable material be placed or accumulated, nor trees, brush or other woody vegetation planted, nor sewer,

water or drainage facilities placed within or on said Easement Strip, and Grantor further covenants and agrees that the elevation of the existing ground level within said Easement Strip will not be altered by more than one (1) foot without the prior written consent of Grantee.

Grantee shall have reasonable ingress and egress for personnel, equipment and vehicles to and from said perpetual Easement Strip across the Grantor's property adjacent to the perpetual easement for the purpose of patrolling said Facilities and exercising the rights herein acquired, but payment shall be made by Grantee for damage, if any, to property, crops, fences, livestock, lawns, roads, fields and field tile (other than brush, trees and overhanging branches trimmed or cut down and eliminated from the Easement Strip or "Hazard Trees") caused by its acts.

Grantee shall own the Facilities and Grantor shall have no ownership interest therein.

Grantor warrants and represents that Grantor has good title to the property subject to this easement and that the same are free and clear from all liens except: NONE

And is subject to taxes, easements, covenants and conditions of record, municipal and zoning ordinances;

And will forever warrant and defend this easement against all and every person or persons lawfully claiming the whole or any part thereof.

It is agreed that the complete exercise of the rights herein conveyed may be gradual and not fully exercised for some time

This instrument is exempt from Michigan Real Estate Transfer Tax by reason of MCL 207.526(f) and MCL 207.505(f).

EASEMENT DESCRIPTION MAP (EXHIBIT A)

ATC ID: 9MI-PRV0575
TPN: 008-074-008-00

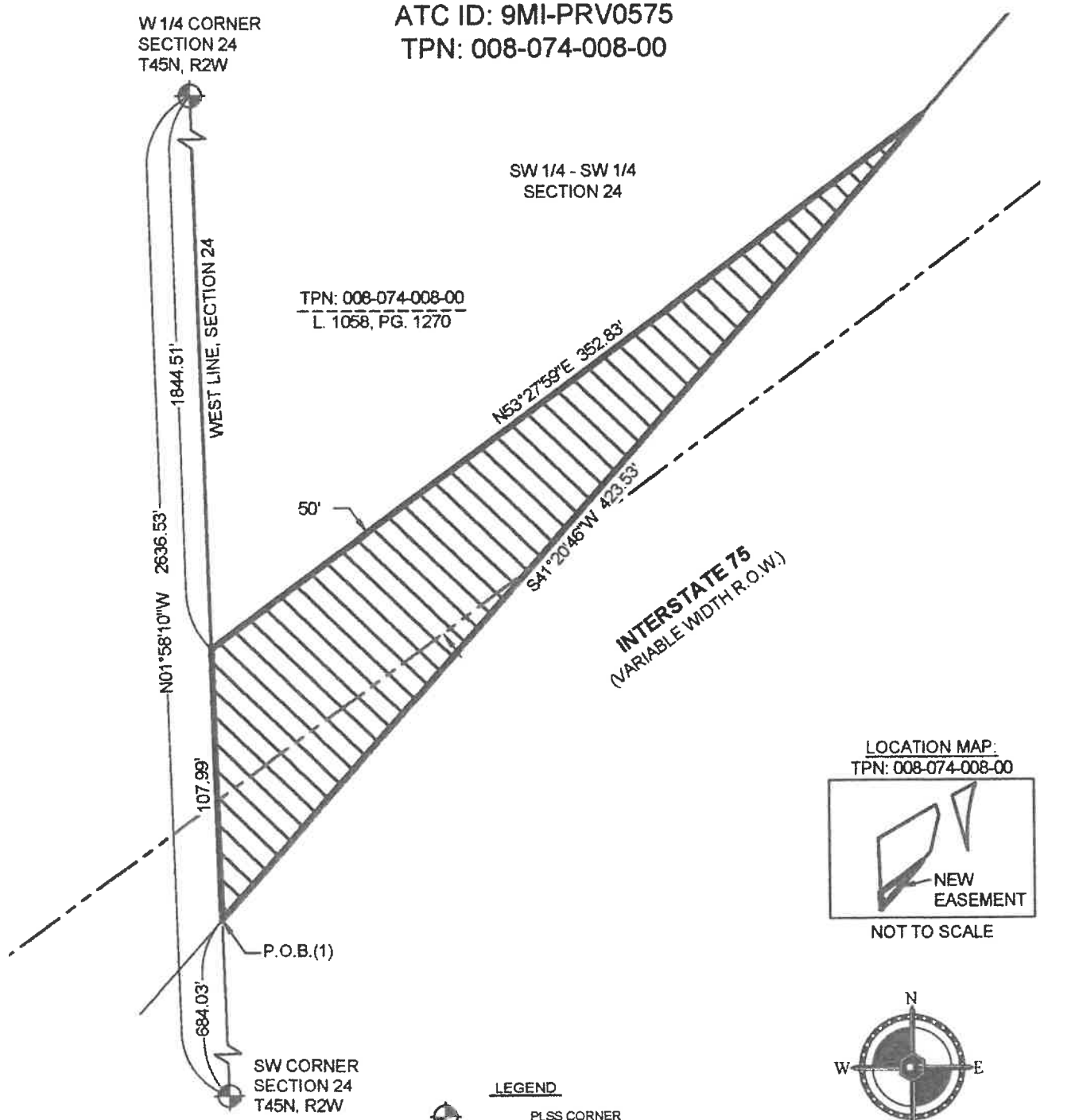

LOCATION MAP:
TPN: 008-074-008-00

NOT TO SCALE

MAP KEY

ATC TRANSMISSION LINE EASEMENT
= 15,688 SQFT / 0.36 ACRES ±

KINROSS TOWNSHIP, CHIPPEWA COUNTY

LEGEND

	PLSS CORNER
P.O.B	POINT OF BEGINNING
TPN	TAX PARCEL NUMBER
	RIGHT OF WAY LINE
	GRANTOR PARCEL LINE
	TRANSMISSION CENTERLINE

0 30 60 120

1 INCH = 60 FEET

NOTE - BEARINGS ARE BASED ON THE MICHIGAN STATE PLANE COORDINATE SYSTEM, NORTH ZONE, INTERNATIONAL FEET. DISTANCES SHOWN ARE GRID DISTANCES. THIS DRAWING SHOULD BE USED ONLY AS A REPRESENTATION OF THE LOCATION OF THE EASEMENT BEING CONVEYED. THE EXACT LOCATION OF ALL STRUCTURES, LINES AND APPURTENANCES IS SUBJECT TO CHANGE WITHIN THE BOUNDARIES OF THE RIGHTS-OF-WAY HEREIN GRANTED

COLEMAN ENGINEERING COMPANY
IRON MOUNTAIN • IRONWOOD • GREEN BAY
www.coleman-engineering.com

ATC
Energizing Your Future

EXHIBIT A	
Page 1 of 3	DATE: 8/14/2026
SKETCH SCALE: 1" = 60'	
Job # 251148-C	

EASEMENT DESCRIPTION MAP (EXHIBIT A)

ATC ID: 9MI-PRV0575
TPN: 008-076-000-20

LOCATION MAP:
TPN: 008-076-000-20

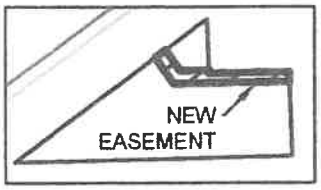

NOT TO SCALE

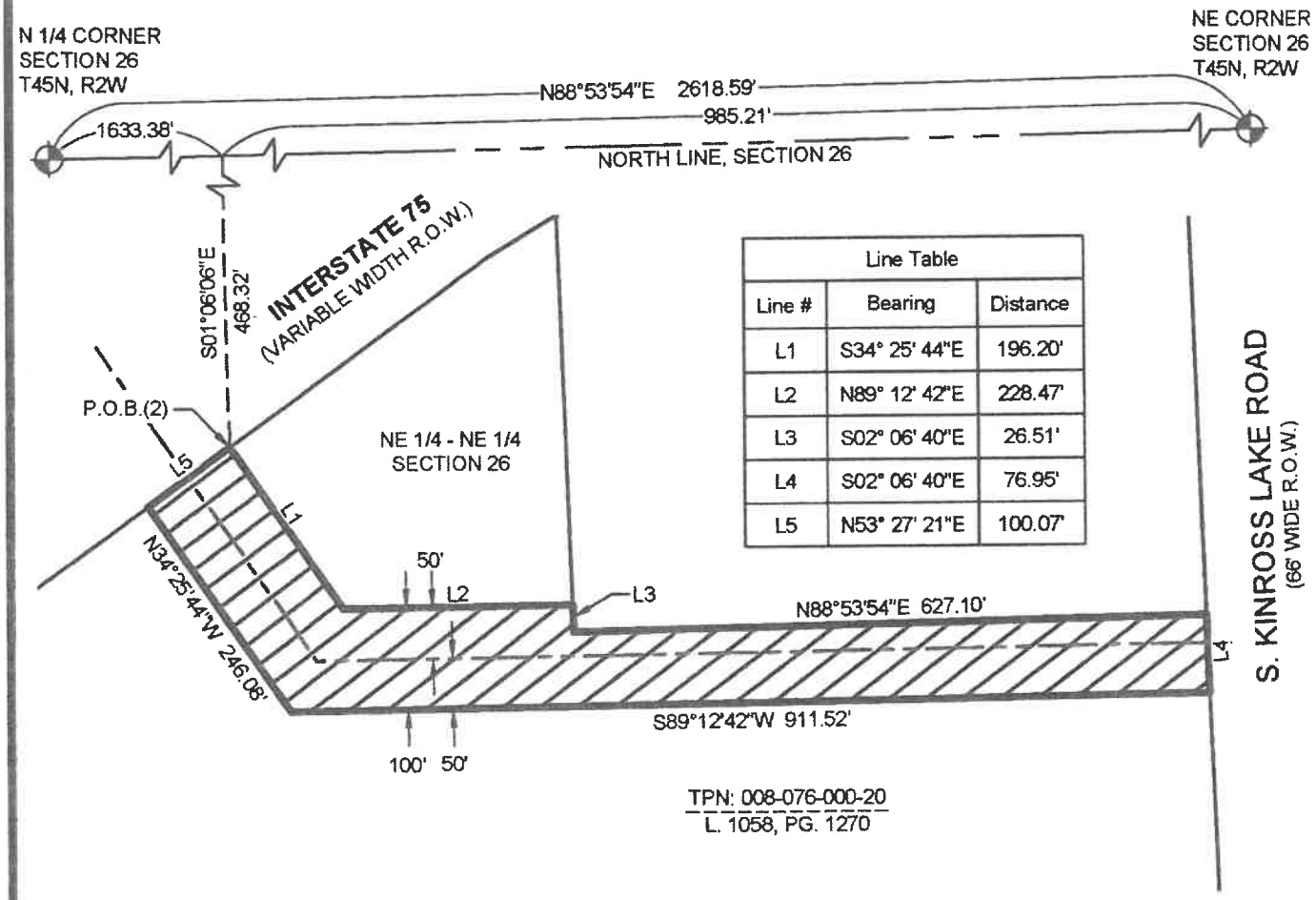

Line Table		
Line #	Bearing	Distance
L1	S34° 25' 44"E	196.20'
L2	N89° 12' 42"E	228.47'
L3	S02° 06' 40"E	26.51'
L4	S02° 06' 40"E	76.95'
L5	N53° 27' 21"E	100.07'

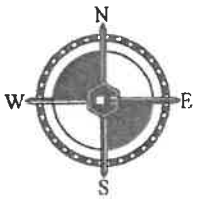

MAP KEY

ATC TRANSMISSION LINE EASEMENT
= 94,925 SQFT / 2.18 ACRES ±

KINROSS TOWNSHIP, CHIPPEWA COUNTY

LEGEND

	PLSS CORNER
P.O.B.	POINT OF BEGINNING
TPN	TAX PARCEL NUMBER
	RIGHT OF WAY LINE
	GRANTOR PARCEL LINE
	TRANSMISSION CENTERLINE

0 90 180 360

1 INCH = 180 FEET

NOTE - BEARINGS ARE BASED ON THE MICHIGAN STATE PLANE COORDINATE SYSTEM, NORTH ZONE, INTERNATIONAL FEET. DISTANCES SHOWN ARE GRID DISTANCES THIS DRAWING SHOULD BE USED ONLY AS A REPRESENTATION OF THE LOCATION OF THE EASEMENT BEING CONVEYED. THE EXACT LOCATION OF ALL STRUCTURES, LINES AND APPURTENANCES IS SUBJECT TO CHANGE WITHIN THE BOUNDARIES OF THE RIGHTS-OF-WAY HEREIN GRANTED.

COLEMAN ENGINEERING COMPANY
IRON MOUNTAIN • IRONWOOD • GREEN BAY
www.coleman-engineering.com

ATC
Energizing Your Future

EXHIBIT A	
Page 2 of 3	DATE: 8/14/2026
SKETCH SCALE: 1" = 180'	
Job # 251148-C	

EASEMENT DESCRIPTION MAP (EXHIBIT A)

ATC ID: 9MI-PRV0575

TPN: 008-074-008-00 & 008-076-000-20

EASEMENT DESCRIPTION (EXHIBIT A)

A variable width easement which crosses the Grantor's premises recorded in the Chippewa County Register of Deeds Liber 1058 on Page 1270, being part of the Southwest Quarter of the Southwest Quarter (SW 1/4 - SW 1/4) of Section 24, Township 45 North, Range 2 West, Kinross Township, Chippewa County, Michigan, more particularly described as follows:

Commencing at the Southwest (SW) Corner of said Section 24, thence N01°58'10"W along the West line of said Section 24, a distance of 684.03 feet to a point on the Northwesterly right-of-way line of Interstate 75 (variable width) and the POINT OF BEGINNING (1) (P.O.B.(1)).

Thence continuing N01°58'10"W along the West line of said Section 24, also being the West line of the Grantor's parcel, a distance of 107.99 feet; thence N53°27'59"E along a line 50.00 feet Northwesterly and parallel with a transmission centerline, a distance of 352.83 feet to a point on the Northwesterly right-of-way line of said Interstate 75, also being the Southerly line of the Grantor's parcel; thence S41°20'46"W along the Northwesterly right-of-way of said Interstate 75, a distance of 423.53 feet to a point on the West line of said Section 24, and the POINT OF BEGINNING (1) (P.O.B.(1)).

The above described easement contains 15,688 sqft / 0.36 acres, more or less, and is subject to any and all reservations, restrictions, right-of-way, easements and prior conveyances of record.

ALSO,

A variable width easement which crosses the Grantor's premises recorded in the Chippewa County Register of Deeds Liber 1058 on Page 1270, being part of the Northeast Quarter of the Northeast Quarter (NE 1/4 - NE 1/4), of Section 26, Township 45 North, Range 2 West, Kinross Township, Chippewa County, Michigan, more particularly described as follows:

Commencing at the North Quarter (N 1/4) Corner of said Section 26, thence N88°53'54"E along the North line of said Section 26, a distance of 1633.38 feet; thence S01°06'06"E, a distance of 468.32 feet to a point on the Southeasterly right-of-way line of Interstate 75 (variable width) and the POINT OF BEGINNING (2) (P.O.B.(2)).

Thence along a line 50.00 feet Northeasterly and parallel with a transmission centerline for the next two (2) calls: S34°25'44"E, a distance of 196.20 feet, N89°12'42"E, a distance of 228.47 feet; thence along the Grantor's parcel line for the next two (2) calls: S02°06'40"E, a distance of 26.51 feet, N88°53'54"E, a distance of 627.10 feet to a point on the West right-of-way line of South Kinross Lake Road (66 feet wide); thence S02°06'40"E along the West right-of-way line of said South Kinross Lake Road, a distance of 76.95 feet; thence along a line 50.00 feet Southwesterly and parallel with a transmission centerline for the next two (2) calls: S89°12'42"W, a distance of 911.52 feet, N34°25'44"W, a distance of 246.08 feet to a point on the Southerly right-of-way line of said Interstate 75; thence N53°27'21"E along the Southerly right-of-way line of said Interstate 75, a distance of 100.07 feet to the POINT OF BEGINNING (2) (P.O.B.(2)).

The above described easement contains 94,925 sqft / 2.18 acres, more or less, and is subject to any and all reservations, restrictions, right-of-way, easements and prior conveyances of record.

BEARINGS ARE BASED ON THE MICHIGAN STATE PLANE COORDINATE SYSTEM, NORTH ZONE, INTERNATIONAL FEET. DISTANCES ARE GRID DISTANCE

COLEMAN ENGINEERING COMPANY
IRON MOUNTAIN • IRONWOOD • GREEN BAY
www.coleman-engineering.com

ATC
Energizing Your Future

EXHIBIT A	
Page 3 of 3	DATE: 8/14/2026
SKETCH SCALE: N/A	
Job # 251148-C	

TEMPORARY TRANSMISSION LINE EASEMENT

For and in consideration of the sum of $1.00 and other good and valuable consideration, to them paid, the receipt whereof is hereby acknowledged, the undersigned owner(s), **Charter Township of Kinross a/k/a Kinross Township** (hereinafter referred to as "Grantor") grants and warrants to American Transmission Company LLC, a Wisconsin limited liability company, and its manager ATC Management Inc., a Wisconsin corporation, P.O. Box 47, Waukesha, WI 53187-0047 (hereinafter cumulatively referred to as "Grantee"), its successors, assigns, licensees, and managers, the temporary right and easement upon, over, and across a part of lands of Grantor, as further described below.

Grantor hereby conveys unto Grantee the temporary right, permission, and authority to construct, erect, install, operate, maintain, patrol, change, inspect, repair, relocate, replace, renew, reconstruct, remove, and extend, at any time and from time to time, transmission line facilities of such type or material Grantee, in its sole discretion, may select, including but not limited to structures, cross-arms, conductors, wires, cables, transformers, anchors, guy wires, stub supports, foundations, footings, counterpoises, and any other appurtenances, all hereinafter referred to as "Facilities," for the purpose of transmitting electric energy and carrying communication signals, said communication signals are for the purpose of electric utility communication and operations, upon, over, under, above, across, through, and in all that part of the Grantor's premises contained within the boundaries of the hereinafter described temporary easement area, being a part of the property of Grantor described as:

Section 26, Town 45 North, Range 2 West, That part of the North 1/2 of the Northeast 1/4 of Section 26 lying South and East of the I-75 corridor, EXCEPT: That portion of the North 660 feet of the East 660 feet of the North 1/2 of the Northeast 1/4, Section 26, Township 45 North, Range 2 West, lying Southerly of the right-of-way for I-75.

AND

A part of the Northwest ¼ of the Northwest ¼ of Section 25, T45N, R2W, described as follows: Beginning at the Northwest corner of the Lake Side Cemetery; thence West, a distance of 314 feet, more or less, in the North line of the Lake Side Cemetery extended from the point of beginning to its intersection with the West Section line of said Section 25; thence South in the said West Section line, a distance of 375 feet, more or less to the intersection of said West line with the North line of the Township Road; thence Easterly in the North line of said Township Road to the Southwest corner of the Lake Side Cemetery; thence North in the West line of the Lake Side Cemetery, a distance of 375 feet; more or less, to the place of beginning, hereinafter referred to as "Grantor's Premises".

The temporary easement area, hereinafter referred to as the "Temporary Easement Strip," being a strip of land in varying width over Grantor's Premises, the legal description and the location of the Temporary Easement Strip with respect to the Grantor's premises is described and shown on the attached drawing, marked Exhibit "A-1," attached hereto and made a part hereof.

The right, permission, and authority is also conveyed to Grantee, at its sole discretion, to trim, cut down, and eliminate all trees, brush, and other vegetation, and overhanging branches, now or hereafter existing in, on, and over said Temporary Easement Strip, and to cut down, eliminate, and/or trim such dead, dying, diseased, decayed, leaning trees or tree parts now or hereafter existing on Grantor's Premises located outside of said Temporary Easement Strip that in Grantee's sole judgment may pose a threat to the safe and reliable operation of the Facilities, hereinafter referred to as "Hazard Trees"; together with the right, permission, and authority to enter in a reasonable manner upon the Grantor's Premises adjacent to said Temporary Easement Strip for such purpose. The right, permission, and authority is conveyed to Grantee to use herbicidal chemicals for tree, weed, and brush control in the Temporary Easement Strip and for Hazard Tree management purposes.

Grantor shall have the right to use the Temporary Easement Strip so long as such use does not interfere with Grantee's full use of and all rights conveyed in this temporary easement. Additionally, Grantor specifically covenants and agrees

that no structures or improvements will be erected, including but not limited to dwellings or mobile homes intended for residential occupancy, nor will flammable material be placed or accumulated, nor trees, brush, or other woody vegetation planted, nor sewer, water, or drainage facilities placed within or on said Temporary Easement Strip, and Grantor further covenants and agrees that the elevation of the existing ground level within said Temporary Easement Strip will not be altered by more than one (1) foot without the prior written consent of Grantee.

Grantee shall have reasonable ingress and egress for personnel, equipment, and vehicles to and from said Temporary Easement Strip across the Grantor's property adjacent to the temporary easement for the purpose of patrolling said Facilities and exercising the rights herein acquired, but payment shall be made by Grantee for damage, if any, to property, crops, fences, livestock, lawns, roads, fields, and field tile (other than brush, trees, overhanging branches, and other vegetation trimmed, cut down, and/or eliminated from the Temporary Easement Strip or Hazard Trees) caused by its acts.

Grantee shall own the Facilities and Grantor shall have no ownership interest therein.

Grantor warrants and represents that Grantor has good title to the property subject to this temporary easement and that the same are free and clear from all liens except: NONE.

And is subject to taxes, easements, covenants, and conditions of record, municipal and zoning ordinances;

And will forever warrant and defend this temporary easement against all and every person or persons lawfully claiming the whole or any part thereof.

This temporary easement shall terminate after the temporary need therefore passes, or by **December 31, 2029,** whichever occurs first, and Grantee shall remove the Facilities and reasonably restore the Temporary Easement Strip to the original condition before Grantee's temporary use, less vegetation, brush, trees, and overhanging branches removed pursuant to the terms of this temporary easement.

It is agreed that the complete exercise of the rights herein conveyed may be gradual and not fully exercised for some time in the future, and that none of the rights herein granted shall be lost by non-use for any length of time. This temporary easement is binding upon the heirs, successors, and assigns of the parties hereto, and shall run with the lands described herein, until the temporary easement terminates consistent with the terms of the preceding paragraph.

This instrument is exempt from Michigan Real Estate Transfer Tax by reason of MCL 207.526(f) and MCL 207.505(f).

EASEMENT DESCRIPTION MAP (EXHIBIT A-1)

ATC ID: 9MI-PRV0575
TPN: 008-074-008-00

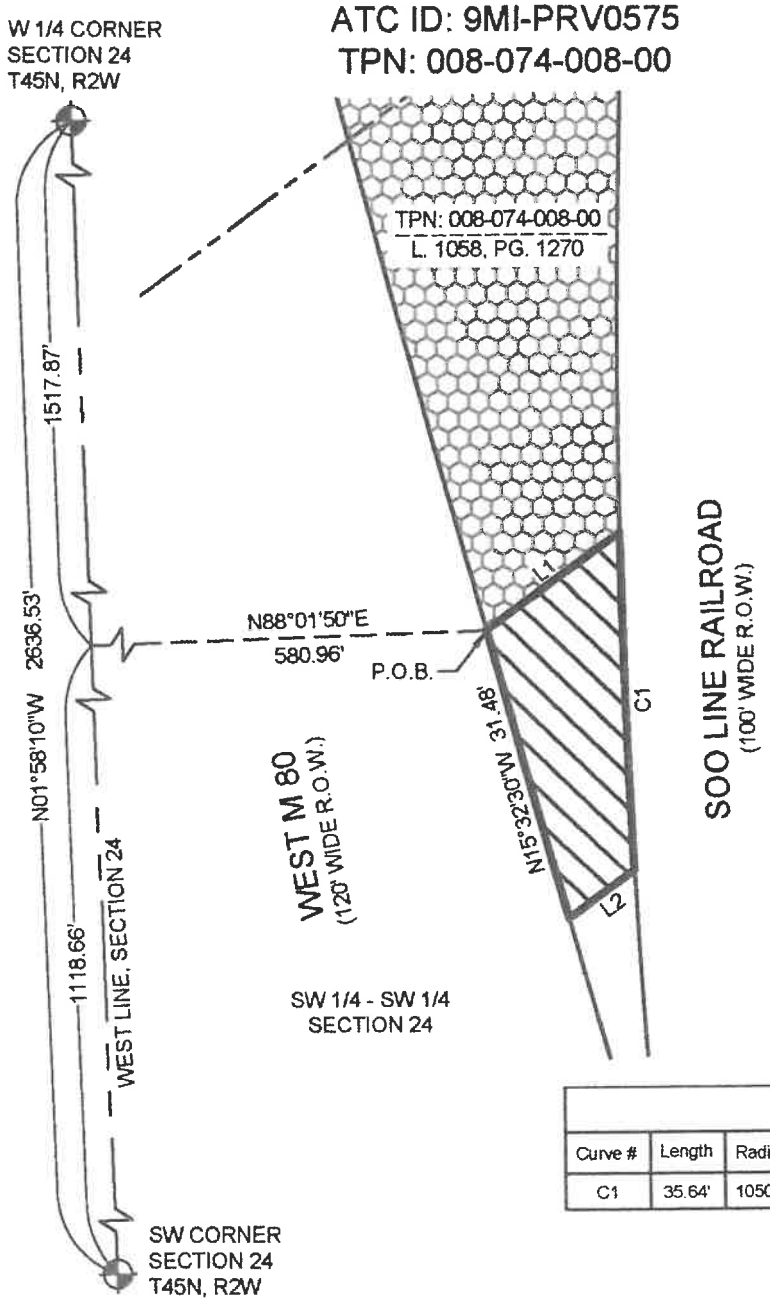

LOCATION MAP:
TPN: 008-074-008-00

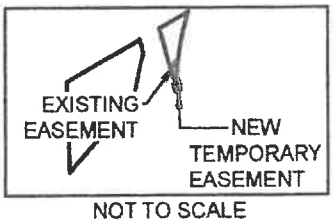

NOT TO SCALE

Line Table		
Line #	Bearing	Distance
L1	N53° 34' 01"E	17.44'
L2	S53° 27' 59"W	8.53'

Curve Table					
Curve #	Length	Radius	Delta Angle	Chord Bearing	Chord Length
C1	35.64'	1050.85'	01°56'35"	S02°00'43"E	35.63'

MAP KEY

ATC TEMPORARY CONSTRUCTION EASEMENT = 378 SQFT / 0.01 ACRES ±

ATC EXISTING EASEMENT AREA
L.119, PG 502, BASIS ID 554153
(3,701 SQFT / 0.08 ACRES ±)

KINROSS TOWNSHIP, CHIPPEWA COUNTY

LEGEND

P.O.B — POINT OF BEGINNING
TPN — TAX PARCEL NUMBER
PLSS CORNER
GRANTOR PARCEL LINE
TRANSMISSION CENTERLINE

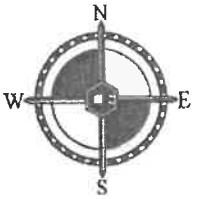



1 INCH = 20 FEET

NOTE - BEARINGS ARE BASED ON THE MICHIGAN STATE PLANE COORDINATE SYSTEM, NORTH ZONE, INTERNATIONAL FEET. DISTANCES SHOWN ARE GRID DISTANCES THIS DRAWING SHOULD BE USED ONLY AS A REPRESENTATION OF THE LOCATION OF THE EASEMENT BEING CONVEYED. THE EXACT LOCATION OF ALL STRUCTURES, LINES AND APPURTENANCES IS SUBJECT TO CHANGE WITHIN THE BOUNDARIES OF THE RIGHTS-OF-WAY HEREIN GRANTED.

COLEMAN ENGINEERING COMPANY
IRON MOUNTAIN • IRONWOOD • GREEN BAY
www.coleman-engineering.com

ATC
Energizing Your Future

EXHIBIT A-1	
Page 1 of 2	DATE: 8/14/2026
SKETCH SCALE: 1" = 20'	
Job # 251148-C	

EASEMENT DESCRIPTION MAP (EXHIBIT A-1)

ATC ID: 9MI-PRV0575
TPN: 008-074-008-00

TEMPORARY CONSTRUCTION EASEMENT (EXHIBIT A-1)

A variable width easement which crosses the Grantor's premises recorded in the Chippewa County Register of Deeds in Liber 1058 on Page 1270, being part of the Southwest Quarter of the Southwest Quarter (SW 1/4 - SW 1/4) in Section 24, in Township 45 North, Range 2 West, Kinross Township, Chippewa County, Michigan, more particularly described as follows:

Commencing at the Southwest (SW) Corner of said Section 24, thence N01°58'10"W along the West line of said Section 24, a distance of 1118.66 feet; thence N88°01'50"E. a distance of 580.96 feet to a point on the East right-of-way line of West M 80 (120 feet wide), also being the Southeasterly line of an existing transmission line easement recorded in the Chippewa County Register of Deeds in Liber 119 on Page 502, and the West line of the Grantor's parcel and the POINT OF BEGINNING (P.O.B.).

Thence N53°34'01"E along the said existing transmission line easement, a distance of 17.44 feet to a point on the West right-of-way line of the Soo Line Railroad (100 feet wide), and the East line of the Grantor's parcel; thence 35.64 feet along a curve to the left on said West right-of-way line of the Soo Line Railroad, said curve having a radius of 1050.85 feet, a delta angle of 01°56'35", a chord bearing of S02°00'43"E, and a chord length of 35.63 feet; thence S53°27'59"W, a distance of 8.53 feet to a point on the East right-of-way line of said West M 80, also being the West line of the Grantor's parcel; thence N15°32'30"W along the East right-of-way of said West M 80, a distance of 31.48 feet to the POINT OF BEGINNING (P.O.B.).

The above described easement contains 378 sqft / 0.01 acres, more or less, and is subject to any and all reservations, restrictions, right-of-way, easements and prior conveyances of record.

BEARINGS ARE BASED ON THE MICHIGAN STATE PLANE COORDINATE SYSTEM, NORTH ZONE, INTERNATIONAL FEET. DISTANCES ARE GRID DISTANCE

COLEMAN ENGINEERING COMPANY
IRON MOUNTAIN • IRONWOOD • GREEN BAY
www.coleman-engineering.com

ATC
Energizing Your Future

EXHIBIT A-1	
Page 2 of 2	DATE: 8/14/2026
SKETCH SCALE: N/A	
Job # 251148-C	


Pine River - 9 Mile 69kV Rebuild
ATC ID: 9MI-PRV0575
In Service
Existing Line
Proposed Line
Proposed Temporary Line
Access
Proposed Structures
Existing 50'+50' ROW
Proposed 50'+50' ROW
Proposed Temp Line 25'+25' ROW
ATC
160539
160540
160541
160542
S Kinross Lake Rd
008-076-000-20
9MI-PRV0575
Book 3
Plats, Page 31
9MI-PRV0575
W Lakeview Rd
W Lakeview Rd
W Lakeview Rd
W Lakeview Rd
S Kinross Lake Rd
S Kinross Lake Rd
Owner: Kinross Charter Township
Site Address:
ATC ID: 9MI-PRV0575 • Parcel ID: Book 3 of Plats, Page 31


Pine River - 9 Mile 69kV Rebuild
ATC ID: 9MI-PRV0575
In Service
Existing Line
Proposed Line
Proposed Temporary Line
Access
Proposed Structures
Existing 50'+50' ROW
Proposed 50'+50' ROW
Proposed Temp Line 25'+25' ROW
ATC
160631
160630
160629
160628 (KINT)
160545
160627
160544
160626
160543
160542
160541
160625
160624
160623
008-076-000-20
9MI-PRV0575
Book 3 of Plats, Page 31
9MI-PRV0575
008-076-000-20
9MI-PRV0575
Owner: Kinross Charter Township
Site Address:
ATC ID: 9MI-PRV0575 • Parcel ID: 008-076-000-20


Pine River - 9 Mile 69kV Rebuild
ATC ID: 9MI-PRV0575
In Service
Existing Line
Proposed Line
Proposed Temporary Line
Access
Proposed Structures
Existing 50'+50' ROW
Proposed 50'+50' ROW
Proposed Temp Line 25'+25' ROW
ATC
160539
160540
160541
160542
S Kinross Lake Rd
W Lakeview Rd
008-076-000-20
9MI-PRV0575
Book 3
Plats, Page 31
9MI-PRV0575
Owner: Kinross Charter Township
Site Address:
ATC ID: 9MI-PRV0575 • Parcel ID: Book 3 of Plats, Page 31


Pine River - 9 Mile 69kV Rebuild
ATC ID: 9MI-PRV0575
In Service
Existing Line
Proposed Line
Proposed Temporary Line
Access
Proposed Structures
Existing 50'+50' ROW
Proposed 50'+50' ROW
Proposed Temp Line 25'+25' ROW
ATC
160631
160630
160629
160628
(KINT)
160545
160627
160544
160626
160543
160542
160541
160625
160624
160623
008-076-000-20
9MI-PRV0575
Book 3 of
Plats, Page 31
9MI-PRV0575
008-076-000-20
9MI-PRV0575
Owner: Kinross Charter Township
Site Address:
ATC ID: 9MI-PRV0575 • Parcel ID: 008-076-000-20